

Journal Pre-proof

The influence of anxiety symptoms on clinical outcomes during baclofen treatment of alcohol use disorder: A systematic review and meta-analysis

Roberta Agabio, David S. Baldwin, Hugo Amaro, Lorenzo Leggio, Julia M.A. Sinclair



PII: S0149-7634(20)30705-3

DOI: <https://doi.org/10.1016/j.neubiorev.2020.12.030>

Reference: NBR 4022

To appear in: *Neuroscience and Biobehavioral Reviews*

Received Date: 13 August 2020

Revised Date: 17 December 2020

Accepted Date: 27 December 2020

Please cite this article as: Agabio R, Baldwin DS, Amaro H, Leggio L, Sinclair JMA, The influence of anxiety symptoms on clinical outcomes during baclofen treatment of alcohol use disorder: A systematic review and meta-analysis, *Neuroscience and Biobehavioral Reviews* (2021), doi: <https://doi.org/10.1016/j.neubiorev.2020.12.030>

This is a PDF file of an article that has undergone enhancements after acceptance, such as the addition of a cover page and metadata, and formatting for readability, but it is not yet the definitive version of record. This version will undergo additional copyediting, typesetting and review before it is published in its final form, but we are providing this version to give early visibility of the article. Please note that, during the production process, errors may be discovered which could affect the content, and all legal disclaimers that apply to the journal pertain.

© 2020 Published by Elsevier.

The influence of anxiety symptoms on clinical outcomes during baclofen treatment of alcohol use disorder: A systematic review and meta-analysis

Running head

Baclofen, anxiety, alcohol use disorder

Roberta Agabio ^a

David S. Baldwin ^{b,c}

Hugo Amaro ^b

Lorenzo Leggio ^d

Julia M. A. Sinclair ^{b*}

a. Department of Biomedical Sciences, Section of Neuroscience and Clinical Pharmacology
University of Cagliari, Italy agabio@unica.it

b. Faculty of Medicine, University of Southampton, Southampton, UK dsb1@soton.ac.uk

c. University Department of Psychiatry and Mental Health, University of Cape Town, South Africa

d. Clinical Psychoneuroendocrinology and Neuropsychopharmacology Section, National Institute on Drug Abuse Intramural Research Program and National Institute on Alcohol Abuse and Alcoholism Division of Intramural Clinical and Biological Research, National Institutes of Health, Baltimore and Bethesda, MD; Medication Development Program, National Institute on Drug Abuse Intramural Research Program, National Institutes of Health, Baltimore, MD; Center for Alcohol and Addiction Studies, Department of Behavioral and Social Sciences, School of Public Health, Brown University, Providence, RI; Division of Addiction Medicine, Department of Medicine, School of Medicine, Johns Hopkins University, Baltimore, MD; Department of Neuroscience, Georgetown University Medical Center, Washington DC. lorenzo.leggio@nih.gov

*Corresponding author

Julia.sinclair@soton.ac.uk

Word count (excluding abstract, references, tables, and figures)

6548

Highlights

- Baseline anxiety levels may predict outcome in patients with AUD
- Reduction of anxiety in early abstinence is a consistent phenomenon in need of further research
- There is a need for greater consistency in measuring anxiety in AUD to better understand the biobehavioural mechanisms involved

ABSTRACT (170 words)

Given the high coexistence of anxiety symptoms in people with alcohol use disorder (AUD), we aimed to determine the influence of anxiety symptoms on outcomes in patients with AUD treated with GABA_B receptor agonist baclofen. A meta-analysis of 13 comparisons (published 2010-2020) including baseline and outcome data on alcohol consumption and anxiety after 12 weeks was undertaken. There were significantly higher rates of abstinent days in patients treated with baclofen compared to placebo ($p=0.004$; high certainty evidence); specifically in those with higher baseline anxiety levels ($p<0.00001$; high certainty evidence) compared to those with lower baseline anxiety levels ($p=0.20$; moderate certainty evidence). The change in anxiety ratings over 12 weeks did not differ between those treated with baclofen or placebo ($p=0.84$; moderate certainty evidence). This may be due to different anxiety constructs being measured by scales not validated in this patient group, or that anxiety is not a biobehavioral mechanism by which baclofen may reduce alcohol drinking. Given the prevalence of anxiety symptoms in AUD all these factors warrant further research.

Key words: Alcohol, anxiety, baclofen, GABA_B, clinical trials, meta-analysis, measurement, rating scales

1. INTRODUCTION

Baclofen (β -chlorophenyl-GABA) is a GABA_B receptor full agonist, approved and long used in the treatment of muscle spasticity, which may also have analgesic properties independent of its myorelaxant effect [1,2]. The role of the GABA_B receptor as a pharmacological target in the treatment of alcohol use disorder (AUD) has received increased attention in recent decades, with some clinical trials indicating that baclofen may reduce alcohol craving and drinking and promote abstinence [for review see 3]. However, human data are inconsistent [see meta-analysis studies: 4-7], which may be due, at least in part, to the heterogeneity of the enrolled samples, and differences in study designs and dosage regimes. Baclofen has been approved for AUD treatment in France, in patients who have not responded to other approved treatments [3].

Whilst the myorelaxant properties of baclofen are related to a 'dampening' of the spinal motor reflex [8], its potential mechanism of action in AUD is less clear. Central GABA_B receptors are involved in the regulation of a large number of systems and functions, including several neurotransmitter systems (e.g. dopamine, serotonin, norepinephrine, glutamate), transduction pathways, memory, and other cognitive functions [8].

The optimal dosage of baclofen required to treat patients with AUD is also uncertain, with some patients being able to tolerate much higher doses compared to others [9]. Recent work suggests there may be a blunted sensitivity to baclofen in patients with AUD relative to controls, with no difference in pharmacokinetics suggesting a lower GABA_B receptor sensitivity [10] and possibly a cross-tolerance between the effects of alcohol and baclofen on the GABA_B receptor [11,12].

Anxiety disorders and AUD are among the more prevalent mental disorders worldwide [13].

Anxiety symptoms and disorders are frequent in patients with AUD [14], especially among women [15]. Social anxiety and post-traumatic stress disorder (PTSD) frequently pre-date AUD by many years and are an established risk factor in its aetiology [16-18]; panic attacks often occur in established AUD at high levels of daily drinking [19]; and anxiety symptoms are also common during alcohol withdrawal. Despite the high prevalence of co-occurrence, relatively little is known about the underlying neurobiological mechanisms involved, and even less about the effective management of this common co-morbid state [20].

Preclinical and clinical findings indicate a key role of the GABA_B receptor in depression and anxiety disorders [21,22] and the presence of psychiatric comorbidity may influence the response to baclofen treatment in patients with AUD [3]. A recent narrative review of clinical trials of baclofen in patients with AUD and comorbid mental disorders was not able to draw any definitive conclusions [23].

We speculated that a meta-analytic approach might better elucidate the role of anxiety symptoms in determining outcomes to treatment with baclofen in patients with AUD; in terms of alcohol consumption, anxiety symptoms, and the potential interaction between them. The different scales used to measure anxiety also require further exploration, as each is based on a different construct and there is little in the literature validating their use in patients with AUD. Accordingly, the aims of this study were to review how anxiety symptoms were measured in trials of patients with AUD treated with baclofen; and, using a meta-analytic approach, to evaluate whether, compared to placebo, baclofen induced significant changes in anxiety symptoms and drinking outcomes over the course of treatment, and how these were related.

2. METHODS

2.1. Search strategy

We conducted a systematic review and meta-analysis in line with PRISMA guidelines, following an *a priori*-defined protocol, registered with PROSPERO [24]. We searched PsycINFO; Embase; MEDLINE; PubMed; Cochrane Library, with no date limitation, using the following search strategy: “alcohol related terms” AND “anxiety related terms” AND “baclofen related terms” (see 24 for full details). The last search was performed on February 26, 2019. References from included and excluded articles were reviewed to identify additional studies, and authors were contacted to identify studies in progress.

2.2. Inclusion criteria

2.2.1. Types of studies

Controlled clinical trials measuring the effects of baclofen on anxiety symptoms and alcohol consumption in patients with AUD. When a study reported more than one comparison, e.g. two different doses of baclofen and placebo, data for each comparison were included.

2.2.2. Types of participants

Men and women over 18 years with AUD, in whom levels of anxiety were also measured.

2.2.3. Types of interventions

Pharmacological treatment with baclofen alone or in combination with other medications or with psychosocial intervention.

2.2.4. Comparator(s)/control

Comparators initially included placebo, no intervention, other pharmacological interventions, and/or any psychological intervention.

2.3. Selection of the outcomes to evaluate alcohol consumption

There is a substantial range of outcome measures used in studies evaluating the efficacy of baclofen in the treatment of AUD [3]. Given the difficulty of comparing different outcome measures across studies, we selected a single measure (level of alcohol consumption) to evaluate the severity of alcohol use of participants at baseline.

Level of alcohol consumption at baseline (expressed in grams per week) was selected as a composite measure incorporating number of drinks per drinking day, and the number of drinking days per week. We used World Health Organization (WHO) criteria to classify the level of alcohol consumption into different categories of risk. WHO criteria consider 'high risk' as 60 -100g/day for men (40-60g/day for women), and 'very high risk' as greater than 100 g/day for men (60 g/day for women) [25]: therefore, a week with seven drinking days at these levels would constitute 420g to >700g alcohol week for men (280g->420g for women). Rate of abstinent days was used to evaluate the efficacy of baclofen at the end of the studies.

2.4. Outcomes and their measures

2.4.1. Primary outcomes

- Severity of anxiety expressed as
 - a. Final score in continuous interviewer-rated and/or self-administered scales
 - b. Difference between baseline and final scores in continuous interviewer-rated and/or self-administered scales
- Alcohol consumption levels expressed as rate of abstinent days.

2.4.2. Secondary outcomes

- Use of other substances with abuse liability
- Craving as measured by validated scales, e.g. Visual Analog Scale (VAS)
- Severity of AUD as measured by validated scales, e.g. Clinical Global Impression scale (CGI)
- Severity of other psychiatric symptoms diagnosed using standard criteria, e.g. Diagnostic and Statistical Manual of Mental Disorders (DSM) or measured by validated scales, e.g. Positive and Negative Syndrome Scale (PANSS).

2.5. Exclusion criteria

Studies were excluded if: (a) they did not report information on anxiety symptoms; (b) patients were not affected by AUD; (c) patients were < 18-years-old; (d) they were published in papers in languages other than English, Italian, Portuguese, or Spanish.

2.6. Data collection

Screening and data extraction were independently conducted by two authors (H.A. and R.A.; J.S. and R.A.). Disagreements were resolved by discussions with a third author (D.S.B. for topics related to anxiety; L.L. for topics related to AUD). From each selected study or comparison (when there was more than one comparison per study), the following information was abstracted: (a) type of study (comparative vs placebo controlled trial), (b) number of participants assigned to baclofen and control group, (c) number of males and females, (d) mean age, (e) diagnostic criteria used for AUD and anxiety disorder, (f) duration of AUD and anxiety, (g) severity of AUD and anxiety at baseline, (h) dose of baclofen administered, (i) type of administration (fixed dose vs. titration), (j) scheduled duration of pharmacological treatment, (k) setting (inpatient or outpatient or a combination), (l) alcohol consumption at baseline (actively drinking or duration of abstinence), (m) presence of co-morbid mental or physical diseases (e.g. liver disease or mood

disorders), (n) other pharmacological treatment offered, (o) other psychosocial treatment offered, (p) type of scale used to measure anxiety symptoms, and (q) outcome measures (see previous sections).

2.7. Assessment of risk of bias

Risk of bias of studies included in the meta-analysis was evaluated by two authors (J.S. and R.A.) and disagreements were discussed with a third author (D.S.B. or L.L.) according to the criteria indicated in Cochrane Reviews Handbook [26].

2.8. Data analysis

We analyzed continuous outcomes by calculating the mean difference (MD) with 95% confidence interval (CI). When different scales were used to measure the severity of anxiety symptoms, the standardized mean difference (SMD) was used. We considered that participants differed in their response to baclofen compared to placebo when CIs excluded 0 (p-values < 0.05) and there was a lack of difference when CIs included 0 (p-values \geq 0.05). The presence of significant heterogeneity was defined as I^2 value > 50% or p-value for the chi-squared test \leq 0.1 [26]. Random effects models were used for all the analyses. We assessed the overall quality of the evidence for the primary outcomes using the Grading of Recommendations Assessment, Development, and Evaluation (GRADE) system [27] reporting the main findings in the 'Summary of findings' tables (4a and 4b) [28]. Analyses were conducted using Review Manager 5.3.5.

3. RESULTS

3.1. Studies selected and comparisons extracted

Two authors (RA, HA) independently screened the titles and abstracts of search hits to select studies of interest. The search identified 427 articles (4 from Cochrane reviews, 29 from Cochrane trials, 233 from Embase, 52 from Medline, 55 from PsycInfo and 54 from PubMed), of which 141 were duplicates. Six additional articles were identified through references (see Figure 1).

Screening the titles and abstracts of these records provided information that led to the exclusion of 208 articles (see References S1), while full text-review of the remaining 84 articles excluded a further 66 articles which did not meet all of the inclusion and none of the exclusion criteria.

Nineteen studies were initially included in the qualitative synthesis, but one was excluded [29] as although stating it measured anxiety, it only reported data from a broader scale of psychological distress.

Eighteen studies [30-47] evaluated the effects of baclofen on anxiety symptoms and alcohol consumption in patients with AUD. As these studies varied in the duration of pharmacological treatment from less than 1 week to 12 months (see Table 1), studies with a duration of less than 12 weeks (a standard duration for many RCTs in AUD) were excluded from the meta-analysis to decrease the variability in response related to differences in duration [30,31,33,36,37,39,41,42].

Comparisons of baclofen with another drug (i.e. diazepam, naltrexone, chlordiazepoxide, lorazepam, and benfothiamine), rather than placebo were also excluded [31,35 (comparison 3, see below)-39]. Studies comparing baclofen to naltrexone [35] or benfothiamine [36] were excluded because there was no placebo comparison. Despite benfothiamine being defined by the authors as

a 'placebo' [38] we included it in the comparator drug category, as benfothiamine (a nutritional supplement) has been found to modify anxiety symptoms in patients with AUD [48]. This is consistent with FDA guidelines for the development of medications for AUD, which highlight that, while an active comparator of proven efficacy can *also* be included, in general a placebo comparator *should* be used [49]. Studies comparing baclofen to diazepam [31,39b], chlordiazepoxide [36] or lorazepam [37] were excluded both due to lack of a placebo arm in addition to their short duration (see above) as a treatment for alcohol withdrawal, which is a distinct clinical treatment beyond the scope of this work.

Study characteristics are shown in Table 1. As three studies used two different doses of baclofen [32,43,44], two different comparisons were extracted from each. Patients assigned to placebo were divided into two groups, one for each comparison. One study compared baclofen treatment with naltrexone and their combination [35], enabling three potential comparisons [(1) baclofen (n=10) vs placebo (n=10); (2) the combination baclofen plus naltrexone (n = 10) vs the combination placebo plus naltrexone (n=10); (3) baclofen (n=10) vs naltrexone (n=10)].

3.2. Scales used to evaluate anxiety symptoms

Table 2 shows the main characteristics of the scales used to evaluate anxiety symptoms [50-55]. The majority of studies [30,32-35,39-41,43] used Spielberger's State-Trait Anxiety Inventory (STAI); three studies [40,45,38] used the Hamilton Anxiety Rating Scale (HAM-A or HARS); three studies [31,36,37], not ultimately included in the meta-analysis, only used the single anxiety question in the Clinical Institute Withdrawal Assessment for Alcohol, revised scale (CIWA-Ar). Two studies [46,47] used the Hospital Anxiety and Depression Scale (HADS-A), and one study [44] used the Depression, Anxiety and Stress Scale (DASS). One final study [29] stated that 'symptoms of anxiety

were measured by self-report using the Brief symptom Inventory (BSI)': however, only the full BSI (rather than the anxiety sub-scale) findings were reported in the paper (see section below), and so after contacting the authors to confirm that it was not the anxiety measure that was presented, and they could not provide specific data for this, it was excluded from the analysis.

3.2.1. Spielberger State-Trait Anxiety Inventory (STAI) [55]

There is limited evidence for the validity of the STAI as a measure of categorical diagnoses of anxiety in general population samples. Mean values of both State and Trait STAI range between 30-40 [56]. One recent study demonstrated that, among patients with epilepsy, a cut-off score ≥ 52 for both State and Trait STAI showed the best psychometric properties for the diagnoses of anxiety disorders [57]. As far as we are aware, no study has evaluated 'cut-off' values for the diagnoses of anxiety disorders among patients with AUD. Therefore, consistent with Wiglusz et al. [57], we used ≥ 52 as the cut-off value to categorize if samples in the present meta-analysis reached the threshold for an anxiety disorder.

3.2.2. Hamilton Anxiety Rating Scale (HAM-A or HARS) [54]

The HAM-A is well validated as a symptom rating scale in patients with anxiety disorders. Scores of 14 and higher are often taken to designate a case [58]. Accordingly, we used the cut-off value ≥ 14 to categorize if samples compared in the present meta-analysis reached the threshold for an anxiety disorder.

3.2.3. Depression, Anxiety and Stress Scale (DASS) [52]

The DASS comprises three separate scales, well validated in clinical samples, to evaluate depression (DASS-D), anxiety (DASS-A), and stress (DASS-S) [58]. The cut-off value suggestive for the presence of anxiety disorders is ≥ 8 for the anxiety scale.

3.2.4. *Hospital Anxiety and Depression Scale (HADS-A) [53]*

The HADS-A is validated for screening for anxiety and depression in medically unwell patients [58]. Scores of >8 higher on the anxiety sub-scale are often taken to designate a case including in one report of patients with rheumatological conditions [59]. To our knowledge, no study has evaluated cut-off values for probable anxiety disorder among patients with AUD; therefore we used the standard cut-off value to categorize if samples compared in the present meta-analysis reached the threshold for an anxiety disorder

3.2.5. *Brief Symptom Inventory (BSI) [50]*

The BSI [50] is a shortened, 53-item version of the Symptom Checklist-90. Participants have to rate from 0 (not at all) to 4 (extremely) the items corresponding to different subscales investigating anxiety, phobic anxiety, somatization, obsessive-compulsive, sensitivity, depression, hostility, paranoid ideation, and psychoticism. The cut-off for clinical 'caseness' for psychological distress is ≥ 63 .

3.2.6. *Clinical Institute Withdrawal Assessment for alcohol, revised scale (CIWA-Ar) [51]*

The CIWA-Ar is a 10-item scale used clinically to measure the severity of alcohol withdrawal and response to medication. There is a single question relating to anxiety (scored 0-7), which is observer-rated. We excluded all studies in which only the CIWA single item question was used as the measure of anxiety symptoms.

3.3. Scales and outcomes used to evaluate alcohol consumption

The measures used to evaluate AUD severity varied widely including the Alcohol Dependence Scale (ADS), Alcohol Use Disorder Identification Test (AUDIT), and CAGE screening questions. The outcomes selected by the different studies to evaluate alcohol consumption or abstinence from alcohol comprised: the number or rate of Cumulative Abstinent Days (CAD), the number of Drinks per Drinking Day (DDD), the number or rate of Heavy Drinking Days (HDD), the Total Alcohol Consumption (TAC) expressed in grams of alcohol per day or grams per week, the number or rate of abstinent participants, the rate of heavy drinkers, the time to first relapse, the time to first lapse, and time to first Heavy Drinking Day.

3.4. Comparisons included in the meta-analysis

We included 13 comparisons in the meta-analysis (32HD, 32LD, 34, 35(1), 35(2), 40, 43HD, 43LD, 44HD, 44LD, 45, 46, 47; 1143 participants) between baclofen (610 participants) and placebo (533 participants) extracted from studies lasting 12 weeks or longer (see Table 3).

3.4.1. Risk of bias in included comparisons (see Figures 2 and 3)

Random sequence generation: eleven comparisons were considered to have low risk of bias. No information about methods of sequence random generation was available in two comparisons, so were judged as at unclear risk of bias.

Allocation concealment: eight comparisons were considered at low risk of bias, three comparisons did not report methods of allocation concealment, so were judged as at unclear risk of bias. Two other comparisons, during the trial, the inclusion of patients in a scheduled group was interrupted, and it is unclear that it may have constituted a risk of bias [32HD,32LD].

Blinding of participants and personnel: seven comparisons were judged at low risk of bias; three comparisons did not report details about blinding so were judged at unclear risk of bias; two comparisons, during the study, the inclusion of patients in a scheduled group was interrupted and it is unclear that it may have constituted a risk of bias [32HD,32LD]; in another it was unclear if the high dose of baclofen may constitute a risk of bias [47].

Blinding of outcome assessment: only one comparison was judged at low risk of bias [40]; for the other comparisons information about blinding was not available so were judged as at unclear risk of bias. Incomplete outcome data: five comparisons were considered low risk of bias; five comparisons did not report numbers and reasons of dropouts or missing data, so were judged as at unclear risk of bias. Three comparisons were judged to be at high risk of bias: one study as patients who relapsed were excluded [40], one reported the primary outcome as “an estimated percentage of abstinent patients during 20 consecutive weeks” without providing an explanation of how these figures were reached (e.g. how the authors deal with drop out [46]), and one as a high number of patients discontinued before the end of the study [47].

Selective reporting: nine comparisons were considered at low risk of bias; three comparisons did not report enough information, so were judged as at unclear risk of bias. In one comparison a high number of patients discontinued before the end of the study and were moved to an open-label baclofen study, and so considered as at high risk of bias [47].

Other biases: eight comparisons were considered as at low risk of bias; four comparisons did not report enough information, so were judged as at unclear risk of other bias. In one comparison not all patients had an AUD, and so was considered as at high risk of bias [47].

3.4.2. *Severity of anxiety at baseline*

Only three comparisons [44HD,44LD,47] met the criteria at baseline (based on mean scores on anxiety scales) for the sample to be considered within the clinically anxious range. One comparison [32LD] reported mean baseline anxiety scores that spanned the threshold for the presence of anxiety disorders based on the defined cut-off levels (see Table 3), and so was not included in the analyses divided according to the presence or not of anxiety disorders at baseline. In all other comparisons, mean baseline scores were lower than the cut-off values suggestive of clinically significant pathology of anxiety.

3.4.3. Alcohol consumption at baseline

As study samples varied considerably in terms of proportions of men and women included, it was not possible to differentiate between high and very high risk levels of alcohol consumption at baseline within samples (see above). However, using WHO drinking risk level criteria, seven comparisons [32HD, 32 LD, 34, 43HD, 43LD, 44HD, 44LD] were in participants whose drinking level at baseline were within or above the high risk range, regardless of gender (see Table 3). No data were available to calculate the drinking risk level for three comparisons [35(1), 35(2), 47], and one study [40] recorded a very low drinking risk level at baseline.

4. Meta-analysis

4.1. Abstinent days (% , studies = 12 weeks)

The rate of abstinent days at 12 weeks was available for 8 comparisons (34, 35(1), 35(2), 40, 43HD, 43LD, 44HD, 44LD), involving 298 patients. The analysis found a significantly higher rate of abstinent days among patients treated with baclofen ($p=0.03$; moderate certainty evidence) (see Tables 3 and 4a).

One comparison had a high risk of bias (40): the analysis found a higher rate of abstinent days among patients treated with baclofen after exclusion of this study ($p=0.02$), without evidence of heterogeneity [7 comparisons (34, 35(1), 35(2), 43HD, 43LD, 44HD, 44LD) , 266 patients, MD: 12.96, 95% CI 1.78 to 24.13; $\text{Tau}^2 = 97.61$; $\text{Chi}^2 = 11.00$, $\text{df} = 6$ ($p=0.09$); $I^2 = 45\%$].

4.1.1. Studies divided into subgroups according to anxiety

Two comparisons (44HD,44LD), involving 104 patients reported mean baseline anxiety scores suggestive of reaching the threshold for an anxiety disorders based on the cut-off values of the scale used to evaluate anxiety symptoms. The analysis found a significantly higher rate of abstinent days among patients with levels of anxiety reaching the threshold for an anxiety disorder treated with baclofen rather than placebo ($p=0.0010$; moderate certainty evidence): none of them had a high risk of bias (see Table 3 and 4a).

Six comparisons (34, 35(1), 35(2), 40, 43HD, 43LD) involving 194 patients reported mean baseline anxiety scores **not** reaching the threshold for an anxiety disorders according to the cut-off values of the scales used to evaluate anxiety symptoms. The analysis found no difference in the rate of abstinent days between baclofen and placebo in the low anxiety group ($p=0.28$; moderate certainty evidence) (see Table 3 and 4a). One comparison had a high risk of bias (40). The analysis found no difference after its exclusion ($p=0.24$) without evidence of heterogeneity [5 comparisons (34, 35(1), 35(2), 43HD, 43LD), 162 patients, MD: 7.56, 95% CI -5.18 to 20.31; $\text{Tau}^2 = 72.75$; $\text{Chi}^2 = 6.12$, $\text{df} = 4$ ($p=0.19$); $I^2 = 35\%$].

4.2. Abstinent days (% , studies ≥ 12 weeks)

The rate of abstinent days at 12 weeks or longer was available for 12 comparisons (32HD, 32LD, 34, 35(1), 35(2), 40, 43HD, 43LD, 44HD, 44LD, 45, 47), involving 825 patients. The analysis found

high certainty evidence (see Table 4b) for a significantly higher rate of abstinent days among patients treated with baclofen ($p=0.004$). Two comparisons had a high risk of bias (40, 47). The analysis found a higher rate of abstinent days among patients treated with baclofen after their exclusion ($p=0.03$), without evidence of heterogeneity [10 comparisons (32HD, 32LD, 34, 35(1), 35(2), 43HD, 43LD, 44HD, 44LD, 45), 473 patients, MD: 8.50, 95% CI 0.99 to 16.01; $\text{Tau}^2 = 47.87$; $\text{Chi}^2 = 13.73$, $\text{df} = 9$ ($p=0.13$); $I^2 = 34\%$].

4.2.1. Studies divided into subgroups according to anxiety

Three comparisons in studies with outcome data at 12 weeks or longer (44HD, 44LD, 47) involving 424 patients reported mean baseline anxiety scores suggestive of anxiety disorders based on the cut-off values of the scale used to evaluate anxiety symptoms. The analysis found high certainty evidence (see Table 4b and Figure 4) for a significantly higher rate of abstinent days among patients treated with baclofen ($p<0.00001$). One comparison had high risk of bias (47). After its exclusion, the analysis still found a significantly high rate of abstinent days among patients treated with baclofen ($p=0.0010$), without evidence of heterogeneity [2 comparisons (44HD,44LD), 104 patients, MD: 23.47, 95% CI 9.53 to 37.41; $\text{Tau}^2 = 0.00$; $\text{Chi}^2 = 0.08$, $\text{df} = 1$ ($p=0.78$); $I^2 = 0\%$].

Eight comparisons (32HD, 34, 35(1), 35(2), 40, 43HD, 43LD, 45), involving 339 patients, reported mean baseline anxiety scores that **did not** reach the defined threshold for an anxiety disorder (see Table 3 and Figure 4). There was no difference in the rate of abstinent days between baclofen and placebo ($p=0.20$; moderate certainty evidence). One comparison had high risk of bias (40). After its exclusion, the analysis still did not find any difference in the rate of abstinent days among patients (not reaching the defined threshold for an anxiety disorder) treated with baclofen and placebo ($P=0.18$), without evidence of heterogeneity [7 comparisons (32HD, 34, 35(1), 35(2), 43HD, 43LD, 45), 307 patients, MD: 5.19, 95% CI -2.33 to 12.70; $\text{Tau}^2 = 10.64$; $\text{Chi}^2 = 6.67$, $\text{df} = 6$ ($p=0.35$); $I^2 = 10\%$].

4.3. Anxiety: Final score (studies = 12 weeks)

The outcome rating on an anxiety scale at 12 weeks was available (or we calculated it) for 7 comparisons (34, 40, 43HD, 43LD, 44HD, 44LD, 47), involving 477 patients. The analysis found no difference between groups treated with baclofen or placebo for anxiety outcome rating ($p=0.48$, without heterogeneity, high certainty evidence, see Tables 3 and 4a). Two comparisons had high risk of bias (40,47). After their exclusion, the analysis still did not find any difference between anxiety outcome ratings ($p=0.23$), without evidence of heterogeneity, [5 comparisons (34, 43HD, 43LD, 44HD, 44LD), 226 patients, SMD: -0.17, 95% CI -0.44 to 0.10; $\text{Tau}^2 = 0.00$; $\text{Chi}^2 = 1.61$, $\text{df} = 4$ ($p=0.81$); $I^2 = 0\%$].

4.3.1. Studies divided into subgroups according to anxiety

Three comparisons (44HD, 44LD, 47), involving 323 patients, with mean baseline anxiety scores that reached the defined threshold for an anxiety disorder (see Table 3) reported an outcome anxiety rating at 12 weeks. The analysis of these comparisons found no difference between baclofen and placebo on the outcome anxiety rating ($p=0.63$, without evidence of heterogeneity, moderate certainty evidence; see Table 4a). One of them had high risk of bias (47). After its exclusion, the analysis still found no difference in outcome anxiety rating ($p=0.46$) [2 comparisons (44HD, 44LD), 104 patients, MD: -2.17, 95% CI -7.91 to 3.57; $\text{Tau}^2 = 0.00$; $\text{Chi}^2 = 0.00$, $\text{df} = 1$ ($p=0.98$); $I^2 = 0\%$].

Four comparisons (34, 40, 43HD, 43LD), involving 154 patients, with mean baseline anxiety scores that **did not** reach the defined threshold for an anxiety disorder (see Table 3) reported an outcome anxiety rating at 12 weeks. The analysis found no difference in outcome anxiety rating between baclofen and placebo ($p=0.58$, without evidence of heterogeneity, moderate certainty evidence, see Table 4a). One comparison had a high risk of bias (40). After its exclusion, the

analysis still found no difference in outcome anxiety rating ($p=0.54$, without evidence of heterogeneity) [3 comparisons (34, 43HD, 43LD), 122 patients, MD: -1.63, 95% CI -6.83 to 3.57; $Tau^2 = 0.72$; $Chi^2 = 2.06$, $df = 2$ ($p=0.36$); $I^2 = 3\%$].

4.4. Anxiety: Final score (studies ≥ 12 weeks)

The outcome score on an anxiety rating at 12 weeks or longer was available (or could be calculated) for 10 comparisons (32HD, 32LD, 34, 40, 43HD, 43LD, 44HD, 44LD, 45, 47), involving 684 patients. The analysis found no difference between groups treated with baclofen or placebo for anxiety outcome rating ($p=0.79$, without heterogeneity, high certainty evidence, see Tables 3 and 4b). Two studies had high risk of bias (40,47). After their exclusion, the analysis still did not find any difference between anxiety outcome ratings ($P=0.80$, without evidence of heterogeneity), [8 comparisons (32HD, 32LD, 34, 43HD, 43LD, 44HD, 44LD, 45), 433 patients, SMD: 0.03, 95% CI -0.19 to 0.25; $Tau^2 = 0.02$; $Chi^2 = 8.51$, $df = 7$ ($p=0.29$); $I^2 = 18\%$].

4.4.1. Studies divided into sub-groups according to anxiety

Three comparisons (44HD, 44LD, 47), involving 323 patients, with mean baseline anxiety scores that reached the defined threshold for an anxiety disorder (see Table 3) reported an outcome anxiety rating at 12 weeks. The analysis of these three comparisons found no difference between baclofen and placebo on the outcome anxiety rating ($p=0.63$, without evidence of heterogeneity, moderate certainty evidence, see Table 4b). One of them had a high risk of bias (47). After its exclusion, the analysis still found no difference in outcome anxiety rating ($p=0.46$) after its exclusion [2 comparisons (44HD,44LD), 104 patients, MD: -2.17, 95% CI -7.91 to 3.57; $Tau^2 = 0.00$; $Chi^2 = 0.00$, $df = 1$ ($p=0.98$); $I^2 = 0\%$].

Six comparisons (32HD, 34, 40, 43HD, 43LD, 45), involving 299 patients, with mean baseline anxiety scores that **did not** reach the defined threshold for an anxiety disorder (see Table 3) reported an outcome anxiety rating at 12 weeks. The analysis found no difference in outcome anxiety rating between baclofen and placebo ($p=0.70$, without evidence of heterogeneity, moderate certainty evidence, see Table 4b). One comparison had high risk of bias (40). After its exclusion, the analysis still found no difference in outcome anxiety rating ($p=0.75$) [5 comparisons (32HD, 34, 43HD, 43LD, 45), 267 patients, SMD: 0.05, 95% CI -0.27 to 0.37; $\text{Tau}^2 = 0.05$; $\text{Chi}^2 = 6.10$, $\text{df} = 4$ ($p=0.19$); $I^2 = 34\%$].

4.5. Anxiety: Delta score (studies = 12 weeks)

The difference between baseline and final score at 12 weeks was available (or we calculated it) for 7 comparisons (34, 40, 43HD, 43LD, 44HD, 44LD, 47), involving 578 patients. The analysis found no difference between baclofen and placebo for the change in anxiety level over 12 weeks ($p=0.82$, without heterogeneity, high certainty evidence, see Tables 3 and 4a). Two comparisons had high risk of bias (40,47), but after their exclusion, the analysis still found no difference in change of anxiety score ($p=0.45$, without evidence of heterogeneity) [5 studies (34, 43HD, 43LD, 44HD, 44LD), 226 patients, SMD: 0.10, 95% CI -0.17 to 0.38; $\text{Tau}^2 = 0.00$; $\text{Chi}^2 = 1.00$, $\text{df} = 4$ ($p=0.91$); $I^2 = 0\%$].

4.5.1. Studies divided into sub-groups according to anxiety

Three comparisons (44HD, 44LD, 47), involving 424 patients, with mean baseline anxiety scores that reached the defined threshold for an anxiety disorder (see Table 3) reported a change in anxiety score at 12 weeks. The analysis of these comparisons found no difference between baclofen and placebo for the change in anxiety score over 12 weeks ($p=0.99$, without evidence of heterogeneity, high certainty evidence, see Table 4a). One study had high risk of bias (47). After its

exclusion, the analysis still found no difference in change of anxiety score ($p=0.31$) without evidence of heterogeneity [2 comparisons (44HD,44LD), 104 participants, MD: 4.87, 95% CI -4.45 to 14.18; $\text{Tau}^2 = 0.00$; $\text{Chi}^2 = 0.11$, $\text{df} = 1$ ($p=0.75$); $I^2 = 0\%$].

Four comparisons (34, 40, 43HD, 43LD), involving 154 patients, with mean baseline anxiety scores that **did not** reach the defined threshold for an anxiety disorder (see Table 3) reported a change in anxiety score at 12 weeks. The analysis found no difference between baclofen and placebo for the change in anxiety score over 12 weeks ($P=0.66$, without evidence of heterogeneity, moderate certainty evidence, see Table 4a). One comparison had high risk of bias (40). After its exclusion, the analysis still found no difference in change of anxiety score ($p=0.97$) [3 comparisons (34, 43HD, 43LD), 122 patients, MD: 0.11, 95% CI -9.97 to 10.20; $\text{Tau}^2 = 0.00$; $\text{Chi}^2 = 0.24$, $\text{df} = 2$ ($p=0.88$); $I^2 = 0\%$].

4.6. Anxiety: Delta score (studies ≥ 12 weeks)

The difference between baseline and final score at 12 weeks or longer was available (or we calculated it) for 10 comparisons (32HD, 32LD, 34, 40, 43HD, 43LD, 44HD, 44LD, 45, 47), involving 785 patients. The analysis found no difference between baclofen and placebo for the change in anxiety score over 12 or more weeks ($p=0.84$, without heterogeneity, moderate certainty evidence, see Table 3 and 4b). Two comparisons had high risk of bias (40,47), but after their exclusion, the analysis still found no difference in change of anxiety score ($p=0.99$) without evidence of heterogeneity [8 comparisons (32HD, 32LD, 34, 43HD, 43LD, 44HD, 44LD, 45), 433 participants, SMD: -0.00, 95% CI -0.20 to 0.19; $\text{Tau}^2 = 0.00$; $\text{Chi}^2 = 4.85$, $\text{df} = 7$ ($p=0.68$); $I^2 = 0\%$].

4.6.1. Studies divided into sub-groups according to anxiety

Three comparisons (44HD, 44LD, 47), involving 424 patients, with mean baseline anxiety scores that reached the defined threshold for an anxiety disorder (see Table 3) reported a change in anxiety score at 12 weeks or longer. *The analysis found no difference between baclofen and placebo for the change in anxiety score over 12 or more weeks* ($p=0.99$, without evidence of heterogeneity, high certainty evidence, see Table 4b). One study had high risk of bias (47). After its exclusion, the analysis still found no difference in change of anxiety score ($p=0.31$) without evidence of heterogeneity [2 comparisons (44HD,44LD), 104 participants, MD: 4.87, 95% CI -4.45 to 14.18; $\text{Tau}^2 = 0.00$; $\text{Chi}^2 = 0.11$, $\text{df} = 1$ ($p=0.75$); $I^2 = 0\%$] without evidence of heterogeneity. Six comparisons (32HD, 34, 40, 43HD, 43LD, 45), involving 299 patients, with mean baseline anxiety scores that **did not** reach the defined threshold for an anxiety disorder (see Table 3) reported a change in anxiety score at 12 weeks or longer. The analysis found no difference between baclofen and placebo for the change in anxiety score over ≥ 12 weeks ($p=0.78$, without evidence of heterogeneity, moderate certainty evidence, see Table 4b). One study had a high risk of bias (40). After its exclusion, the analysis still found no difference in change of anxiety score [5 comparisons (32HD, 34, 43HD, 43LD, 45), 267 patients, SMD: -0.08, 95% CI -0.32 to 0.17; $\text{Tau}^2 = 0.00$; $\text{Chi}^2 = 3.12$, $\text{df} = 4$ ($p=0.54$); $I^2 = 0\%$].

5. DISCUSSION

This study is the first to analyze systematically the impact of anxiety symptoms on the outcome of treatment with baclofen in patients with AUD, as well as explore the range and validity of the tools used to assess anxiety. We focused the analysis on those studies which had outcome data at 12 or more weeks, to enhance the stability of the results found, and limit the impact of acute alcohol withdrawal on measuring anxiety symptoms. There were limited differences between baclofen and placebo in the change on outcome measure at 12 weeks or more than 12 weeks suggesting

that baclofen-placebo differences in anxiety symptoms at this point are relatively stable, as found in other treatment studies in patients with generalized anxiety disorder, social anxiety disorder and panic disorder [60].

There were significantly higher rates of abstinent days among patients treated with baclofen compared to placebo after 12 or more weeks (with moderate and high certainty of evidence, respectively). This remained so in the small number of comparisons where patients had high levels of anxiety at baseline (moderate and high certainty of evidence, respectively); however, the analysis found moderate certainty of evidence that patients treated with baclofen did not differ in the rate of abstinent days, after 12 or more weeks treatment, from those treated with placebo among those with low anxiety levels. We also found that, regardless of levels of anxiety at baseline, patients treated with baclofen did not differ from those treated with placebo in final anxiety rating expressed as final score and difference between basal and final score after 12 or more weeks (with moderate to high certainty of evidence).

These findings suggest that baclofen *may* be more effective in patients with higher baseline anxiety levels compared to those with lower baseline anxiety levels. There has been much speculation that a better response to the anti-alcohol effects of baclofen may be related to its anxiolytic actions [3,23,61-79]. However, our results demonstrate that this apparently better response among patients with higher baseline anxiety levels is not related to an anxiolytic effect induced by baclofen, as we found no differences in the final anxiety levels between patients treated with baclofen and placebo. As such, it is conceivable to speculate that reduction in anxiety is not a biobehavioral mechanism by which baclofen may reduce alcohol drinking. It is plausible that higher levels of anxiety represent an indirect proxy of a specific endophenotype of

patients with AUD who may better respond to baclofen in terms of alcohol-related outcomes (e.g. patients with higher severity of AUD).

We also note the wide confidence intervals around the baseline anxiety levels which suggests significant inter-personal variation within the samples we analysed. We also observed that the measurement of anxiety symptoms was highly variable. Of those included in the meta-analysis, four studies used the Spielberger State anxiety subscale, two the Spielberger Trait anxiety subscale, two used the DASS, and one each the HAM-A and HADS-A. Of these the DASS, HAM-A and HADS-A have some evidence of sensitivity to change. Although the most widely used, the Spielberger Trait scale scores were reported as either State or Trait in different studies. Trait anxiety measures although constructed as a more stable phenomenon showed reductions over time in the samples in which it was used, and so its usefulness as a construct in clinical populations with AUD is hard to assess. Overall the STAI was not constructed for use in clinical samples or treatment studies and the only validation study against a diagnostic measure of anxiety was undertaken in patients with epilepsy [57], and so this reference point was used as the cut off to define clinically significant anxiety in this analysis.

Levels of anxiety at baseline were also highly variable, and using the cut off points for potential 'caseness' from the literature only two studies included patients who (at a group level) scored sufficiently highly to meet the criteria for an anxiety disorder [44,47]. Despite this variety, all but one study [43] showed a reduction in anxiety symptoms from baseline over time in both cases and controls, suggesting that the reduction of anxiety symptoms in early abstinence is a consistent phenomenon in need of further research.

The study is limited by the fact that anxiety levels could only be measured at the sample mean level and not individual level, making it difficult to draw firm conclusions about the impact of baclofen treatment in individual patients based on their level of anxiety.

Anxiety symptoms are frequently seen as a factor across many mental disorders (including depression, PTSD and OCD, autistic spectrum disorder) [80-83]. Their presence is frequently associated with higher suicide risk, longer duration of illness, and greater likelihood of treatment nonresponse [84]. Given anxiety symptoms are an important predictor of outcome across a range of disorders validated measures of severity and change are needed. Specifically, in AUD, the substantial coexistence of anxiety symptoms, and the potential impact of this on outcomes, requires further research to establish the optimal method for measuring anxiety constructs in this patient group. The STAI has been the most frequently used measure of anxiety symptoms in patients with AUD; however, given that both state and trait measures reduced over the 12 weeks of the study, its utility is questionable and future studies are needed to investigate the value of using the STAI to assess anxiety levels in patients with AUD. Of note the General Anxiety Disorder - 7 (GAD-7) questionnaire [85] has not been used in any of the studies in this analysis. It is a specific measure of anxiety symptom severity and has been shown to be sensitive to change in clinical populations [86,87], and consisting of only 7 questions (unlike 40 for the STAI) it would be less burdensome to use in clinical practice and research trials than the STAI, but needs validation in this population.

Given the putative mechanism of action of baclofen and the findings of this meta-analysis which suggest that levels of anxiety may be a predictor of outcome, there is a real need to reach consensus on how best to measure anxiety levels in patients with AUD. Improving the consistency

of measures would enhance the quality of gathered evidence, and extend understanding of the potential role of anxiety in patients treated with baclofen, and help to clarify the role of anxiety on treatment outcomes in AUD.

Declarations of competing interest

Lorenzo Leggio is a U.S. government employee. Outside of his government work and employment, he receives royalties from Rutledge for having served as Editor of a textbook and he receives an honorarium from the U.K Medical Council on Alcoholism for serving as Editor-in-Chief for Alcohol and Alcoholism

Roberta Agabio, David Baldwin, Julia Sinclair and Hugo Amaro have no interest to declare

Clinical trial registration details (if applicable)

PROSPERO 2019 CRD42019108042

Funding

No specific funding to declare

ACKNOWLEDGEMENTS

L.L. is jointly funded by the National Institute on Drug Abuse (NIDA) and the National Institute on Alcohol Abuse and Alcoholism (NIAAA) (ZIA-AA000218). The content of this article does not necessarily represent the official views of the funders.

REFERENCES

- [1] Balerio G. N., Rubio M. C. Baclofen analgesia: involvement of the GABAergic system. *Pharmacol Res* 2002; **46**: 281-6.
- [2] Enna S. J., McCarson K. E. Targeting the GABA_B receptor for the treatment of pain. In: *GABA_B Receptor*; Ed.: Colombo G.; Springer International Publishing Switzerland 2016; **11**: 197-217.
- [3] de Beaurepaire R., Sinclair J. M., Heydtmann M., Addolorato G., Aubin H. J., Beraha E., et al., Agabio R. The use of baclofen as a treatment for alcohol use disorder: a clinical practice perspective. *Front Psychiatry* 2019; **9**: 708.
- [4] Bschor T., Henssler J., Müller M., Baethge C. Baclofen for alcohol use disorder-a systematic meta-analysis. *Acta Psychiatr Scand* 2018; **138**: 232-42.
- [5] Minozzi S., Saulle R., Rösner S. Baclofen for alcohol use disorder. *Cochrane Database Syst Rev* 2018; **11**: CD012557.
- [6] Pierce M., Sutherland A., Beraha E. M., Morley K., van den Brink W. Efficacy, tolerability, and safety of low-dose and high-dose baclofen in the treatment of alcohol dependence: A systematic review and meta-analysis. *Eur Neuropsychopharmacol* 2018; **28**: 795-806.

- [7] Rose A. K., Jones A. Baclofen: its effectiveness in reducing harmful drinking, craving, and negative mood. A meta-analysis. *Addiction* 2018; **113**: 1396-1406.
- [8] Bowery N. G. Baclofen: Therapeutic use and potential of the prototypic GABA_B receptor agonist. In: *GABA_B Receptor*; Ed.: Colombo G.; Springer International Publishing Switzerland 2016; **17**: 337-57.
- [9] Agabio R., Sinclair J. M. A., Addolorato G., Aubin H. J., Beraha E. M., Caputo F., et al., Leggio L. Baclofen for the treatment of alcohol use disorder: the *Cagliari* Statement. *Lancet Psychiatry* 2018; **5**: 957-60.
- [10] Durant C. F., Paterson L. M., Turton S., Wilson S. J., Myers J. F. M., Muthukumaraswamy S., et al., Lingford-Hughes A. Using Baclofen to Explore GABA-B Receptor Function in Alcohol Dependence: Insights From Pharmacokinetic and Pharmacodynamic Measures. *Front Psychiatry* 2018; **9**: 664.
- [11] Besheer J., Lepoutre V., Hodge CW. GABA(B) receptor agonists reduce operant ethanol self-administration and enhance ethanol sedation in C57BL/6J mice. *Psychopharmacology (Berl)* 2004; **174**: 358-66.
- [12] Addolorato G., Leggio L., Abenavoli L., Caputo F., Gasbarrini G. Tolerance to baclofen's sedative effect in alcohol-addicted patients: no dissipation after a period of abstinence. *Psychopharmacology (Berl)* 2005; **178**: 351-2.
- [13] Whiteford H. A., Degenhardt L., Rehm J., Baxter A. J., Ferrari A.J., Erskine H. E., et al., Vos T. Global burden of disease attributable to mental and substance use disorders: findings from the Global Burden of Disease Study 2010. *Lancet* 2013; **382**: 1575-86.
- [14] Schuckit M. A., Hesselbrock V. Alcohol dependence and anxiety disorders: What is the relationship? *American Journal of Psychiatry* 1994; **151**: 1723-34.
- [15] Hasin D. S, Grant B. F. The National Epidemiologic Survey on Alcohol and Related Conditions (NESARC) Waves 1 and 2: review and summary of findings. *Soc Psychiatry Psychiatr Epidemiol* 2015; **50**: 1609-40.
- [16] Oliveira L. M., Bermudez M. B., Macedo M. J. A., Passos I. C. Comorbid social anxiety disorder in patients with alcohol use disorder: A systematic review. *J Psychiatr Res* 2018; **106**: 8-14.
- [17] Debell F., Fear N. T., Head M., Batt-Rawden S., Greenberg N., Wessely S., Goodwin L. A systematic review of the comorbidity between PTSD and alcohol misuse. *Soc Psychiatry Psychiatr Epidemiol* 2014; **49**: 1401-25.
- [18] Berenz E. C., Roberson-Nay R., Latendresse S. J., Mezuk B., Gardner C. O., Amstadter A. B., York T. P. Posttraumatic stress disorder and alcohol dependence: Epidemiology and order of onset. *Psychol Trauma* 2017; **9**: 485-92.
- [19] Pacek L. R., Storr C. L., Mojtabai R., Green K. M., La Flair L. N., Alvanzo A. A., et al., Crum RM. Comorbid Alcohol Dependence and Anxiety Disorders: A National Survey. *J Dual Diagn* 2013; **9**.
- [20] Ipser J. C., Wilson D., Akindipe T. O., Sager C., Stein D. J. Pharmacotherapy for anxiety and comorbid alcohol use disorders. *Cochrane Database Syst Rev* 2015; **1**: CD007505.
- [21] Felice D., O'Leary O. F., Cryan J. F. Targeting the GABA_B receptor for the treatment of depression and anxiety disorders. In: Colombo G. editors. *GABA_B Receptor*. Basel: Springer International Publishing Switzerland 2016; **12**: 219-50.
- [22] Jacobson L. H., Vlachou S., Slattery D. A., Li X., Cryan J. F. The gamma-aminobutyric acid b receptor in depression and reward. *Biol Psychiatry* 2018; **83**: 963-76.
- [23] Agabio R., Leggio L. Baclofen in the Treatment of Patients With Alcohol Use Disorder and Other Mental Health Disorders. *Front Psychiatry* 2018; **9**: 464.

- [24] Baldwin D., Sinclair J., Agabio R., Amaro H., Leggio L. Effects of baclofen on anxiety in patients with alcohol use disorder (AUD): a systematic review and meta-analysis. PROSPERO 2019 CRD42019108042
https://www.crd.york.ac.uk/prospero/display_record.php?ID=CRD42019108042
- [25] Mann K., Aubin H. J., Witkiewitz K. Reduced Drinking in Alcohol Dependence Treatment, What Is the Evidence? *Eur Addict Res* 2017; **23**: 219-30.
- [26] Higgins J. P. T., Green S., Ed. *Cochrane handbook for systematic reviews of interventions* version 5.1.0; 2011.
- [27] Atkins D., Eccles M., Flottorp S., Guyatt G. H., Henry D., Hill S., et al., GRADE Working Group. Systems for grading the quality of evidence and the strength of recommendations I: critical appraisal of existing approaches The GRADE Working Group. *BMC Health Serv Res* 2004; **4**: 38.
- [28] Guyatt G. H., Oxman A. D., Montori V., Vist G., Kunz R., Brozek J., et al., GRADE guidelines: 5. Rating the quality of evidence--publication bias. *J Clin Epidemiol* 2011; **64**: 1277-82.
- [29] Hauser P., Fuller B., Ho S. B., Thuras P., Kern S., Dieperink E. The safety and efficacy of baclofen to reduce alcohol use in veterans with chronic hepatitis C: a randomized controlled trial. *Addiction* 2017; **112**: 1173-83.
- [30] Addolorato G., Caputo F., Capristo E., Domenicali M., Bernardi M., Janiri L., et al., Gasbarrini G. Baclofen efficacy in reducing alcohol craving and intake: a preliminary double-blind randomized controlled study. *Alcohol Alcohol* 2002; **37**: 504-8.
- [31] Addolorato G., Leggio L., Abenavoli L., Agabio R., Caputo F., Capristo E., et al., Gasbarrini G. Baclofen in the treatment of alcohol withdrawal syndrome: a randomized comparative study versus diazepam. *Am J Med* 2006; **119**.
- [32] Beraha E. M., Saleminck E., Goudriaan A. E., Bakker A., de Jong D., Smits N., et al., Wiers R. W. Efficacy and safety of high-dose baclofen for the treatment of alcohol dependence: A multicentre, randomised, double-blind controlled trial. *Eur Neuropsychopharmacol* 2016; **26**: 1950-9.
- [33] Farokhnia M., Schwandt M. L., Lee M. R., Bollinger J. W., Farinelli L. A., Amodio J. P., et al., Leggio L. Biobehavioral effects of baclofen in anxious alcohol-dependent individuals: a randomized, double-blind, placebo-controlled, laboratory study. *Transl Psychiatry* 2017; **7**: e1108.
- [34] Garbutt J. C., Kampov-Polevoy A. B., Gallop R., Kalka-Juhl L., Flannery B. A. Efficacy and safety of baclofen for alcohol dependence: a randomized, double-blind, placebo-controlled trial. *Alcohol Clin Exp Res* 2010; **34**: 1849-57.
- [35] Garbutt J. C., Kalka-Juhl L., Kampov-Polevoy A. B., Wells S., Nicholas L., Gallop R., Crews F. Feasibility and tolerability of combining baclofen and naltrexone for alcohol dependence 2010b; **34**: 1849-57.
- [36] Girish K., Vikram Reddy K., Pandit L. V., Pundarikaksha H. P., Vijendra R., Vasundara K., et al. Shruthi R. A randomized, open-label, standard controlled, parallel group study of efficacy and safety of baclofen, and chlordiazepoxide in uncomplicated alcohol withdrawal syndrome. *Biomed J* 2016; **39**: 72-80.
- [37] Gulati P., Chavan B. S., Sidana A. Comparative efficacy of baclofen and lorazepam in the treatment of alcohol withdrawal syndrome. *Indian J Psychiatry* 2019; **61**: 60-4.
- [38] Gupta M., Verma P., Rastogi R., Arora S., Elwadhi D. Randomized open-label trial of baclofen for relapse prevention in alcohol dependence. *Am J Drug Alcohol Abuse* 2017; **43**: 324-31.

- [39] Krupitsky E. M., Burakov A. M., Ivanov V. B., Krandashova G. F., Lapin I. P., Grinenko A., Borodkin Y. Baclofen administration for the treatment of affective disorders in alcoholic patients. *Drug Alcohol Depend* 1993; **33**: 157-63.
- [40] Krupitsky E. M., Rybakova K. V., Kiselev A. S., Alexeeva Y. V., Berntsev V. A., Chekhlaty E. I., et al. Neznanov N. G. Efficacy and Safety of the Use of Baclofen in the Treatment of Alcohol Dependent (a double-blind, randomized, placebo-controlled pilot study). *Neuroscience and Behavioral Physiology* 2017; **47**: 153-62. Translated from *Zhurnal Nevrologii i Psikhiiatrii imeni S. S. Korsakova*, 2015; **115**: 53–62.
- [41] Leggio L., Zywiak W. H., McGeary J. E., Edwards S., Fricchione S. R., Shoaff J. R., et al., Kenna G. A. A human laboratory pilot study with baclofen in alcoholic individuals. *Pharmacol Biochem Behav* 2013; **103**: 784-91.
- [42] Lyon J. E., Khan R. A., Gessert C. E., Larson P. M., Renier C. M. Treating alcohol withdrawal with oral baclofen: a randomized, double-blind, placebo-controlled trial. *J Hosp Med* 2011; **6**: 474-9.
- [43] Morley K. C., Baillie A., Leung S., Addolorato G., Leggio L., Haber P. S. Baclofen for the treatment of alcohol dependence and possible role of comorbid anxiety. *Alcohol Alcohol* 2014; **49**: 654-60.
- [44] Morley K. C., Baillie A., Fraser I., Furneaux-Bate A., Dore G., Roberts M., et al., Haber P. S. Baclofen in the treatment of alcohol dependence with or without liver disease: multisite, randomised, double-blind, placebo-controlled trial. *Br J Psychiatry* 2018; **212**: 362-9.
- [45] Müller C. A., Geisel O., Pelz P., Higl V., Krüger J., Stickel A., et al., Heinz A. High-dose baclofen for the treatment of alcohol dependence (BACLAD study): a randomized, placebo-controlled trial. *Eur Psychopharmacol* 2015; **25**: 1167-77.
- [46] Reynaud M., Aubin H. J., Trinquet F., Zakine B., Dano C., Dematteis M., et al., Detilleux M. A randomized, placebo-controlled study of high-dose baclofen in alcohol-dependent patients-The ALPADIR Study. *Alcohol Alcohol* 2017; **52**: 439-46.
- [47] Rigal L., Sidorkiewicz S., Tréluyer J. M., Perrodeau E., Le Jeune C., Porcher R., Jaury P. Titrated baclofen for high-risk alcohol consumption: a randomized placebo-controlled trial in out-patients with 1-year follow-up. *Addiction* in press.
- [48] Manzardo A. M., Pendleton T., Poje A., Penick E. C., Butler M. G. Change in psychiatric symptomatology after benfotiamine treatment in males is related to lifetime alcoholism severity. *Drug and Alcohol Dependence* 2015; **152**: 257-63.
- [49] FDA, February 2015 <https://www.fda.gov/media/91222/download>
- [50] Derogatis L.R., Melisaratos N. The brief symptom inventory: an introductory report. *Psychol Med* 1983; **13**: 595–605.
- [51] Sullivan J. T., Sykora K., Schneiderman J., Naranjo C. A., Sellers E. M. Assessment of alcohol withdrawal: the revised clinical institute withdrawal assessment for alcohol scale (CIWA-Ar). *Br J Addict* 1989; **84**: 1353-7.
- [52] Lovibond P. F., Lovibond S. H. Manual for the Depression Anxiety Stress Scales. Psychology Foundation of Australia, 1995.
- [53] Zigmond A. S., Snaith R. P. The Hospital Anxiety and Depression Scale. *Acta Psychiatr Scand* 1983; **67**: 361–70.
- [54] Hamilton M. The assessment of anxiety states by rating. *Br J Med Psychol* 1959; **32**: 50–5.
1. [55] Spielberger C. Manual for the State-Trait Anxiety Inventory (rev. ed.). Palo Alto (CA):Consulting Psychologists Press; 1983.

- [56] Knight R. G., Waal-Manning H. J., Spears G. F. Some norms and reliability data for the State-Trait Anxiety Inventory and the Zung Self-Rating Depression scale. *Br J Clin Psychol* 1983; **22**: 245-9.
- [57] Wiglusz M. S., Landowski J., Cubala W. J. Psychometric properties and diagnostic utility of the State-Trait Anxiety Inventory in epilepsy with and without comorbid anxiety disorder. *Epilepsy Behav* 2019; **92**: 221-5.
- [58] McDowell I. *Measuring Health: A Guide to Rating Scales and Questionnaires*. Oxford University Press, 2006.
- [59] Julian L. J. Measures of anxiety: State-Trait Anxiety Inventory (STAI), Beck Anxiety Inventory (BAI), and Hospital Anxiety and Depression Scale-Anxiety (HADS-A). *Arthritis Care Res (Hoboken)* 2011; **63**: S467-72.
- [60] Rutherford B. R., Bailey V. S., Schneier F., Pott E., Brown P. J., Roose S. P. Influence of study design on treatment response in anxiety disorder clinical trials. *Depress Anxiety* 2015; **32**: 944-57.
- [61] Addolorato G., Leggio L., Cardone S., Ferrulli A., Gasbarrini G. Role of the GABA(B) receptor system in alcoholism and stress: focus on clinical studies and treatment perspectives. *Alcohol* 2009; **43**: 559-63.
- [62] Addolorato G., Leggio L. Safety and efficacy of baclofen in the treatment of alcohol-dependent patients. *Current Pharmaceutical Design* 2010; **16**: 2113-7.
- [63] Agabio R., Colombo G. GABAB receptor ligands for the treatment of alcohol use disorder: preclinical and clinical evidence. *Front Neurosci* 2014; **8**: 140.
- [64] Agabio R., Leite-Morris K., Addolorato G., Colombo G. Targeting the GABAB receptor for the treatment of alcohol use disorder. In: *GABAB Receptor*; Ed.: Colombo G.; Springer International Publishing Switzerland 2016; **15**: 287-307.
- [65] Breese G. R., Sinha R., Heilig M. Chronic alcohol neuroadaptation and stress contribute to susceptibility for alcohol craving and relapse. *Pharmacol Ther* 2011; **129**: 149-71.
- [66] de Beaupaire R. A Review of the Potential Mechanisms of Action of Baclofen in Alcohol Use Disorder. *Front Psychiatry* 2018; **9**: 506.
- [67] Goh E.T., Morgan M.Y. Review article: pharmacotherapy for alcohol dependence - the why, the what and the wherefore. *Aliment Pharmacol Ther* 2017; **45**: 865-82.
- [68] Gorsane M. A., Kebir O., Hache G., Blecha L., Aubin H. J., Reynaud M., Benyamina A. Is baclofen a revolutionary medication in alcohol addiction management? Review and recent updates. *Subst Abus* 2012; **33**: 336-49.
- [69] Haass-Koffler C. L., Leggio L., Kenna G. A. Pharmacological approaches to reducing craving in patients with alcohol use disorders. *CNS Drugs* 2014; **28**: 343-60.
- [70] Heilig M., Egli M. Pharmacological treatment of alcohol dependence: Target symptoms and target mechanisms. *Pharmacol Ther* 2006; **111**: 855-76.
- [71] Kalueff AV, Nutt DJ. Role of GABA in anxiety and depression. *Depress Anxiety* 2007; **24**: 495-517.
- [72] Kiefer F. Complete suppression of craving in alcohol-dependent individuals: Is it possible? *CNS Drugs* 2009; **23**: 361-7.
- [73] Leggio L. Understanding and treating alcohol craving and dependence: Recent pharmacological and neuroendocrinological findings. *Alcohol Alcohol* 2009; **44**: 341-52.
- [74] Leggio L., Garbutt J. C., Addolorato G. Effectiveness and safety of baclofen in the treatment of alcohol dependent patients. *CNS Neurol Disord Drug Targets* 2010; **9**: 33-44.

- [75] Lev-Ran S., Balchand K., Lefebvre L., Araki K. F., Le Foll B. Pharmacotherapy of alcohol use disorders and concurrent psychiatric disorders: a review. *Can J Psychiatry* 2012; **57**: 342-9.
- [76] Lingford-Hughes A. R., Welch S., Peters L., Nutt D. J.; British Association for Psychopharmacology, Expert Reviewers Group. BAP updated guidelines: evidence-based guidelines for the pharmacological management of substance abuse, harmful use, addiction and comorbidity: recommendations from BAP. *J Psychopharmacol* 2012; **26**: 899-952.
- [77] Muzyk A. J., Rivelli S. K., Gagliardi J. P. Defining the role of baclofen for the treatment of alcohol dependence: a systematic review of the evidence. *CNS Drugs* 2012; **26**: 69-78.
- [78] Soyka M., Lieb M. Recent Developments in Pharmacotherapy of Alcoholism. *Pharmacopsychiatry* 2015; **48**: 123-35.
- [79] Tambour S., Quertemont E. Preclinical and clinical pharmacology of alcohol dependence. *Fundam Clin Pharmacol* 2007; **21**: 9-28.
- [80] Howland R. H., Rush A. J., Wisniewski S. R., Trivedi M. H., Warden D., Fava M., Davis L. L., Balasubramani G. K., McGrath P. J., Berman S. R. Concurrent anxiety and substance use disorders among outpatients with major depression: clinical features and effect on treatment outcome. *Drug Alcohol Depend* 2009; **99**: 248-260.
- [81] Straus E., Haller M., Lyons R. C., Norman S. B. Functional and Psychiatric Correlates of Comorbid Post-Traumatic Stress Disorder and Alcohol Use Disorder. *Alcohol Res* 2018; **39**: 121-129.
- [82] Ressel M., Thompson B., Poulin M. -H., Normand C. L., Fisher M. H., Couture G., Iarocci, G. Systematic review of risk and protective factors associated with substance use and abuse in individuals with autism spectrum disorders. *Autism* 2020; **24**: 899–918.
- [83] Lochner C., Stein D. J. Obsessive-Compulsive Spectrum Disorders in Obsessive-Compulsive Disorder and Other Anxiety Disorders. *Psychopathology* 2010; **43**: 389-396.
- [84] Kupfer D. J. Anxiety and DSM-5. *Dialogues Clin Neurosci*. 2015; **17**: 245-246.
- [85] Spitzer R. L., Kroenke K., Williams J. B. W., Löwe, B. A brief measure for assessing generalized anxiety disorder the GAD-7. *Arch Intern Med* 2006; **166**: 1092–7.
- [86] Beard C., Björgvinsson T. Beyond generalized anxiety disorder: psychometric properties of the GAD-7 in a heterogeneous psychiatric sample. *J Anxiety Disord* 2014; **28**: 547–52.
- [87] Rutter L. A., Brown T. A. Psychometric properties of the generalized anxiety disorder scale-7 (GAD-7) in outpatients with anxiety and mood disorders. *J Psychopathol Behav Assess* 2017; **39**: 140–6.

FIGURES AND TABLES WITH LEGENDSFigure 1. Flow diagram of study selection

No legend

Figure 2. Risk of bias

No legend

Figure 3. Risk of bias summary

No legend

Figure 4. Forest plot of the comparison “baclofen vs placebo” in the rate of abstinent days

Legend

CI: confidence interval

HD: high dose

IV: inverse variance

ID: low dose

SD: standard deviation

Table 1. Main characteristics of the studies in which baclofen was administered to patients with AUD and anxiety symptoms were evaluated

Legend

ADS: Alcohol Dependence Scale

CAD: Cumulative Abstinent Days

CIWA-Ar: Clinical institute withdrawal assessment for alcohol scale – Revised

DASS: Depression, Anxiety and Stress Scale

DDD: Drinks per Drinking Day

HADS-A: Hospital Anxiety and Depression Scale

HAM-A or HARS: Hamilton Anxiety Rating Scale

HD: High Dose Baclofen

HDD: Heavy Drinking Day

LD: Low Dose Baclofen

NR: Not Reported

TAC: Total Alcohol Consumption

Table 2. Scales used to evaluate anxiety in studies of Baclofen in AUD

Legend

BDI: Beck Depression Inventory

BSI: Brief Symptom Inventory

SCL-90-R: Revised 90 item Symptom checklist from

DASS: Depression, Anxiety and Stress Scale

GHQ: General Health Questionnaire

HADS-A: Hospital Anxiety and Depression Scale

HAM- A: Hamilton Rating Scale for Anxiety

HARS: Hamilton Anxiety Rating Scale

STAI: State-Trait Anxiety Inventory

Table 3. Comparisons included in the meta-analysis in which baclofen was compared to placebo for at least 12 weeks

Legend Mean (SD)

ADS: Alcohol Dependence Scale

B: Baclofen

B+N: Baclofen + Naltrexone

BSI: Brief Symptoms Inventory

CAD: Cumulative Abstinent Days

DASS: Depression, Anxiety and Stress Scale

HADS-A: Hospital Anxiety and Depression Scale

HAM-A: Hamilton Anxiety

HARS: Hamilton Anxiety Rating Scale

HD: High Dose Baclofen

HDD: Heavy Drinking Day

LD: Low Dose Baclofen

N: Naltrexone

N.A.: Not Available

P: Placebo

SD: Standard Deviation

SE: Standard Error

T: Total

TAC: Total Alcohol Consumption

Table 4a: Summary of findings: Baclofen compared to placebo for patients with AUD in studies in which anxiety symptoms were evaluated (studies of 12 weeks)

Legend

a. Downgraded one level for imprecision: fewer than 400 participants included in the analysis

CI: confidence interval

MD: mean difference

SMD: standardized mean difference

Table 4b: Summary of findings: Baclofen compared to placebo for patients with AUD in studies in which anxiety symptoms were evaluated (studies of 12 weeks or longer)

Legend

a. Downgraded one level for imprecision: fewer than 400 participants included in the analysis

CI: confidence interval

MD: mean difference

SMD: standardized mean difference

SUPPORTING INFORMATION

References S1

References of excluded articles

Figure 1. Flow diagram of study selection

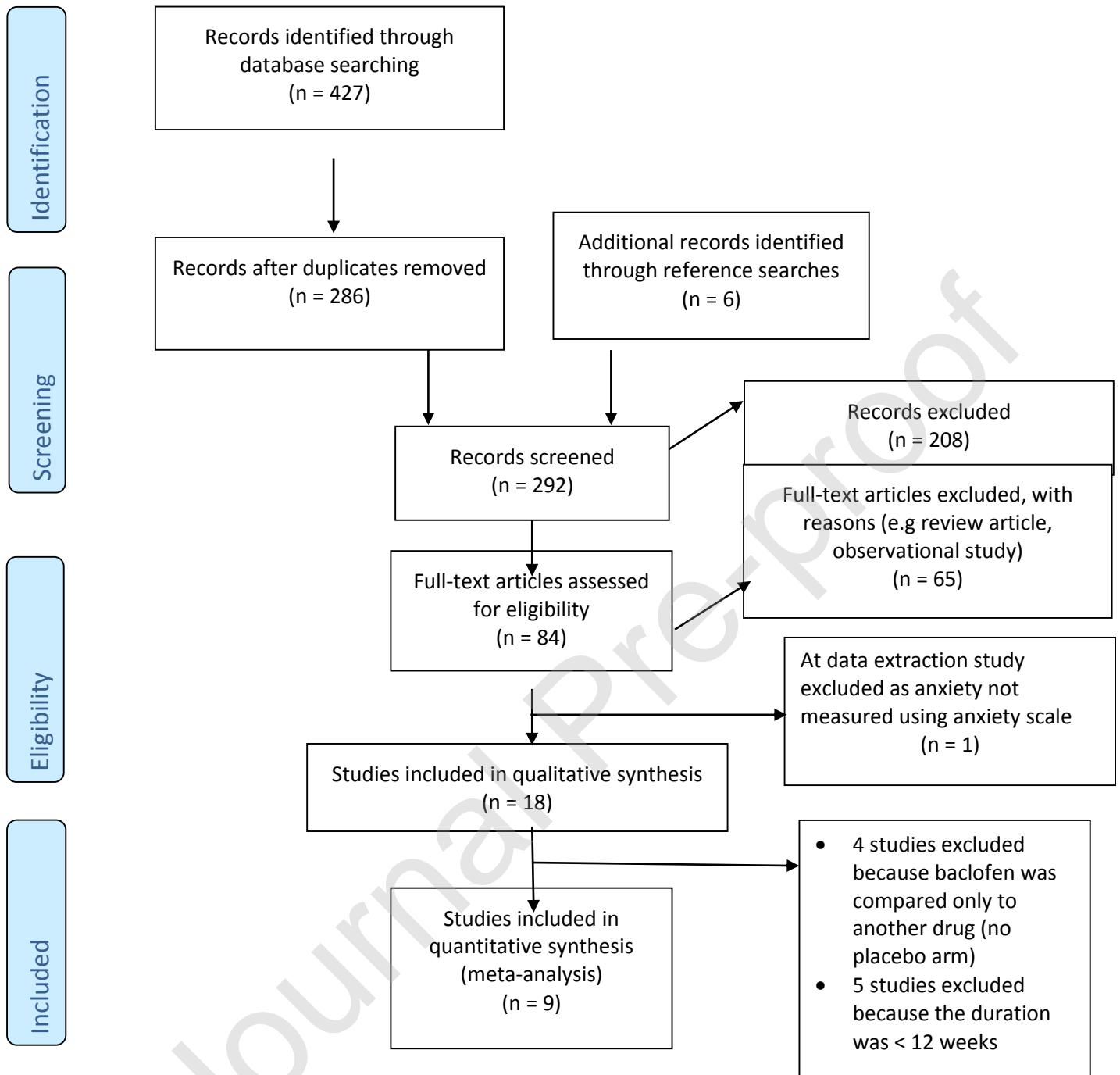
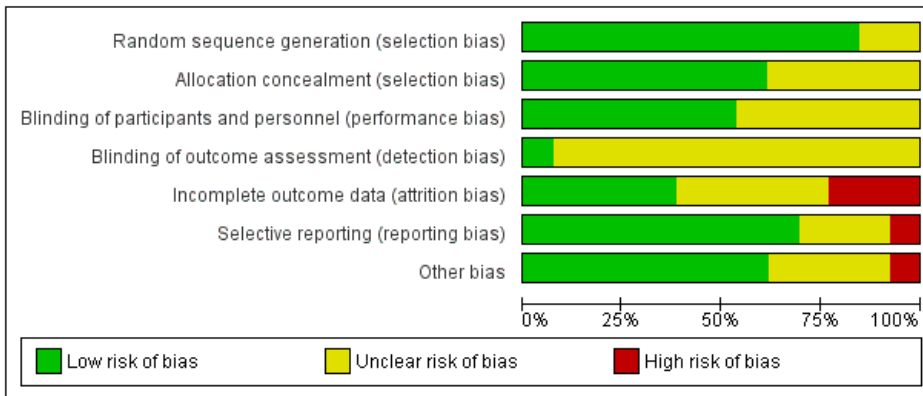


Figure 2



Caption

Risk of bias graph: review authors' judgements about each risk of bias item presented as percentages across all included studies.

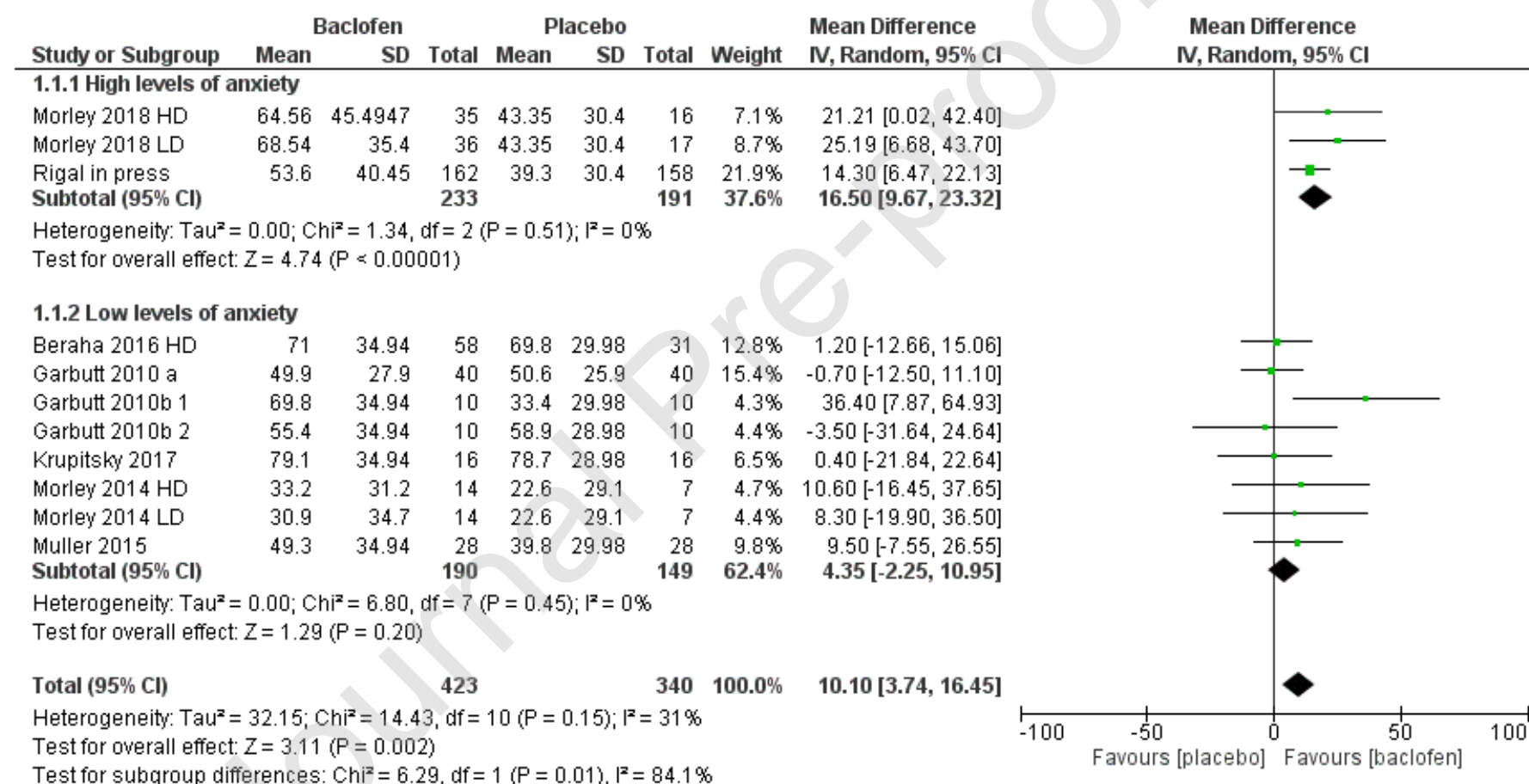
Figure 3

	Random sequence generation (selection bias)	Allocation concealment (selection bias)	Blinding of participants and personnel (performance bias)	Blinding of outcome assessment (detection bias)	Incomplete outcome data (attrition bias)	Selective reporting (reporting bias)	Other bias
Beraha 2016 HD	+	?	?	?	+	+	?
Beraha 2016 LD	+	?	?	?	+	+	?
Garbutt 2010 a	+	?	?	?	?	+	+
Garbutt 2010b 1	?	?	?	?	?	?	?
Garbutt 2010b 2	?	?	?	?	?	?	?
Krupitsky 2017	+	+	+	+	-	?	+
Morley 2014 HD	+	+	+	?	?	+	+
Morley 2014 LD	+	+	+	?	?	+	+
Morley 2018 HD	+	+	+	?	+	+	+
Morley 2018 LD	+	+	+	?	+	+	+
Muller 2015	+	+	+	?	+	+	+
Reynaud 2017	+	+	+	?	-	+	+
Rigal in press	+	+	?	?	-	-	-

Caption

Risk of bias summary: review authors' judgements about each risk of bias item for each included study.

Figure 4 (Analysis 1.1)



Caption

Forest plot of comparison: Baclofen vs placebo: Abstinent days (rate) at 12 weeks or longer.

Table 1. Main characteristics of the studies in which baclofen was administered to patients with AUD and anxiety symptoms were evaluated

#	Study	Baclofen group	Control group	Baclofen		Treatment		Data available during and/or at the end of the study	
				Type of administration	Daily dose	Duration	Setting	Anxiety Symptoms	Alcohol
1	Addolorato 2002 [30] 1 Drink = 12 g	N = 20	Placebo N = 19	Fixed	30 mg	4 weeks	Outpatient	State STAI (baseline, 1,2,3,4 weeks)	CAD, DDD ((baseline, 1,2,3,4 weeks) Abstinent participants (4 weeks)
2	Addolorato 2006 [31]	N = 18	Diazepam N = 19	Fixed	30 mg	10 days	Outpatient	CIWA-Ar (anxiety item: day 1, 2, 3, 4, 5 and 10 days)	NR
3	Beraha 2016 [32HD]	N = 58	Placebo N = 31	Titration	Up to 150 mg	16 weeks	Inpatient and outpatient	Trait STAI (baseline, 4 weeks, and 16 weeks)	TAC, CAD, Abstinent participants, Heavy drinkers (16 weeks)
	Beraha 2016 [32LD] 1 Drink = ?	N = 31	Placebo N = 31	Fixed	30 mg	16 weeks	Inpatient and outpatient	Trait STAI (baseline, 4 weeks, and 16 weeks)	TAC, CAD, Abstinent participants, Heavy drinkers (16 weeks)
4	Farokhnia 2017 [33] 1 Drink = 14 g	N = 18	Placebo N = 16	Fixed	30 mg	8 days	Outpatient laboratory	State and trait STAI (baseline and 8 days)	Alcohol self-administered Mini drinks self-administered
5	Garbutt 2010a [34] 1 Drink = 14 g	N = 40	Placebo N = 40	Fixed	30 mg	12 weeks	Outpatient	State STAI (baseline, 1, 2, 3, 4, 6, 8, 10 and 12 weeks) Trait STAI (baseline and 12 weeks)	Abstinent days, HDD (baseline, 1, 2, 3, 4, 5, 6, 7, 8, 9, 10, 11 and 12 weeks)
6	Garbutt 2010b [35(1)] 1 Drink = 14 g	N = 10	Placebo N = 10	Fixed	30 mg	12 weeks	Outpatient	State STAI (baseline, 1, 2, 3, 4, 5, 6, 7, 8, 9, 10, 11 and 12 weeks; graph)	HDD, Abstinent days (baseline and at 12 weeks) Time to first HDD (baseline, 1, 2, 3, 4, 5, 6, 7, 8, 9, 10, 11 and 12 weeks; graph)
	Garbutt 2010b [35(2)] 1 Drink = 14 g	Baclofen + Naltrexone N = 10	Naltrexone + placebo N = 10	Fixed	30 mg	12 weeks	Outpatient	State STAI (baseline, 1, 2, 3, 4, 5, 6, 7, 8, 9, 10, 11 and 12 weeks; graph)	HDD, Abstinent days (baseline and at 12 weeks) Time to first HDD (baseline, 1, 2, 3, 4, 5, 6, 7, 8, 9, 10, 11 and 12 weeks; graph)
	Garbutt 2010b [35(3)] 1 Drink = 14 g	N = 10	Naltrexone N = 10	Fixed	30 mg	12 weeks	Outpatient	State STAI (baseline, 1, 2, 3, 4, 5, 6, 7, 8, 9, 10, 11 and 12 weeks; graph)	HDD, Abstinent days (baseline and at 12 weeks) Time to first HDD (baseline, 1, 2, 3, 4, 5, 6, 7, 8, 9, 10, 11 and 12 weeks; graph)
7	Girish 2016 [36]	N = 30	Chlordiazepoxide N = 30	Fixed	30 mg	9 days	Inpatient	CIWA-Ar (anxiety item: baseline, 1, 2, 3, 4, 5, 6, 7, 8, and 9 days) Symptom free days	NR
8	Gulati 2019 [37]	N = 34	Lorazepam N = 32	Fixed	30 mg	8 days	Inpatient	CIWA-Ar (baseline, 1, 2, 3, 4, 5, 6, 7, and 8 days; data on anxiety subscale NR)	NR
9	Gupta 2016 [38]	N = 72	Benfotiamine N = 50	Fixed	30 mg	12 weeks	Outpatient	Decrease in HARS (12 weeks)	HDD, Time to relapse, CAD, Abstinent participants (12 weeks)
10	Hauser 2017 [29] 1 Drink = 14 g	N = 88	Placebo N = 92	Fixed	30 mg	12 weeks	Outpatient	BSI and PLC (baseline, 6, and 12 weeks) BSI and PLC (diff between baseline and 12 weeks)	D and HDD per 2 weeks (graph)
11	Krupitsky 1993 [39a]	N = 29	Placebo N = 23	Fixed	37.5 mg	3 weeks	Inpatient	State, Trait STAI and MMPI-Taylor at 3 weeks	NR
	Krupitsky 1993 [39b]	N = 29	Diazepam N = 23	Fixed	37.5 mg	3 weeks	Inpatient	State, Trait STAI and MMPI-Taylor at 3 weeks	NR

12	Krupitsky 2017 [40]	N = 16	Placebo N = 16	Fixed	50 mg	12 weeks	Outpatient	<u>State, Trait STAI and HARS</u> at 12 weeks	<u>Time to relapse</u> at 12 weeks
13	Leggio 2013 [41] 1 Drink =?	N = 7	Placebo N = 7	Fixed	30 mg	7 days	Outpatient laboratory	<u>Trait and State STAI</u> at 7 days	NR (lab)
14	Lyon 2011 [42] 1 Drink =?	N = 25	Placebo N = 19	Fixed	30 mg	3 days	Inpatient	NR	NR
15	Morley 2014 [43HD] 1 Drink =10 g	N = 14	Placebo N = 7	Fixed	60 mg	12 weeks	Outpatient	<u>State STAI</u> at 12 weeks	<u>DDD, HDD, Time to first lapse, Time to first relapse</u> at 12 weeks
	Morley 2014 [43LD] 1 Drink =10 g	N = 14	Placebo N = 7	Fixed	30 mg	12 weeks	Outpatient	<u>State STAI</u> at 12 weeks	<u>DDD, HDD, Time to first lapse, Time to first relapse</u> at 12 weeks
16	Morley 2018 [44HD] 1 Drink =10 g	N = 35	Placebo N = 16	Fixed	75 mg	12 weeks	Outpatient	<u>DASS</u> (final score and diff betw baseline and final score) at 12 weeks	<u>DDD, HDD, Time to first lapse, Time to first relapse, Abstinent days, Abstinent participants</u> at 12 weeks
	Morley 2018 [44LD] 1 Drink =10 g	N = 36	Placebo N = 17	Fixed	30 mg	12 weeks	Outpatient	<u>DASS</u> (final score and diff betw baseline and final score) at 12 weeks	<u>DDD, HDD, Time to first lapse, Time to first relapse, Abstinent days, Abstinent participants</u> at 12 weeks
17	Muller 2015 [45]	N = 28	Placebo N = 28	Titration	Up to 270 mg	24 weeks	Outpatient	<u>HAM-A</u> (baseline, and 24 weeks)	<u>CAD, Abstinent participants</u> (baseline and 24 weeks)
18	Reynaud 2017 [46]	N = 158	Placebo N = 162	Titration	Up to 180 mg	26 weeks	Outpatient	NR	<u>Abstinent participants</u> for 20 consecutive weeks from day 28 <u>TAC & HDD</u> (diff betw baseline and 6 months)
19	Rigal et al., in press [47] 1 Drink =10 g	N = 162	Placebo N = 158	Titration	Up to 300 mg	12 months	Outpatients	<u>HADS-A</u> (baseline, 3, 6, and 12 months)	<u>TAC, HDD, Abstinent days, Null or Low-risk alcohol drinkers, Heavy drinkers</u> (baseline and 12 months)

Table 2. Scales used to evaluate anxiety in studies of baclofen in AUD

Scale	Construction	Form	Rating	Primary samples	Use in Baclofen studies
BSI [50]	Adapted from SCL-90-R Good psychometric properties for whole scale Sensitive to change	Nine subscales, including one on 'anxiety' 6 items on anxiety sub-scale (Q1,12,19,38,45,49) Timeframe: last 7/7	0 (not at all) - 4 (extremely) Max score on anxiety subscale = 24. Or 63+ cut off for case in whole BSI	Designed to reflect the psychological distress and symptom patterns of psychiatric and medical patients, as well as community samples	Hauser 2017 [29] (Used full BSI, not anxiety subscale)
CIWA-Ar [51]	Clinical rating scale for the monitoring of the severity of alcohol withdrawal	Ten questions Single question on anxiety 'Do you feel nervous?' Time frame: currently	0 (no anxiety – at ease) 4 (Moderately anxious, or guarded, so anxiety is inferred) 7 (Equivalent to acute panic states as seen in severe delirium)	Patients in alcohol withdrawal	Addolorato 2002 [30] Girish 2016 [36] Gulati 2019 [37]
DASS [52]	Three scales to measure depression, anxiety and stress Sensitive to change	Each scale contains 14 items, including Anxiety scale Burden: <2 minutes Timeframe: 'over the past week'	0 (not at all) – 3 (very much) Range 0-42 0-7 normal; 8-9 mild; 10-14 moderate 15-19 severe 20+ extremely severe Or 8+ cut off for case	Range of populations, developed in non-clinical setting	Morley 2018 [44]
HADS-A [53]	Not confounded by physical illness Some sensitivity to change Good correlation with BDI and GHQ	Self-assessment/ or interviewer Burden: <5 mins 7 items (anxiety) Time frame: currently	0 (not present) – 3 (severely) Range 0-21 0-7 normal; 8-10 mild; 11-14 moderate 15-21 severe Or 8+ cut off for case	Screening for significant anxiety in medically unwell patients.	Reynaud 2017 [46] Rigal et al., in press [47]
HAM-A or HARS [54]	More accurate than self-report Good inter-rater reliability Reasonable sensitivity to change	Clinician rated Burden: 10-15 mins 14 items Time frame: in the last week	0 (not present)- 4 (severe) Range 0-56 0-5: no anxiety 6-14: minor anxiety 15-56: major anxiety Or 14+ cut off for case	Based on clinical anxious samples Severity rating not diagnosis/ screening Includes depressive symptoms	Gupta 2016 [38] Krupitsky 2017 [40] Muller 2015 [45]
STAI Y [55]	S (State) has lower reliability than T (Trait) T not sensitive to change Limited discrimination from depressive states	Self-report Burden: 20 mins S-20 items State – 'now' T- 20 items Trait – 'in general'	0 (almost never) – 4 (almost always) Range 0-80 Or 52+ cut off for case in Epilepsy sample	Used extensively in patients with chronic medical conditions Most commonly used, but developed for non-clinical conditions	Addolorato 2002 [30] Beraha 2016 [32] Faroknia 2017 [33] Garbutt 2010 [34] Garbutt 2010b [35] Krupitsky 1993 [39] Krupitsky 2017 [40] Leggio 2013 [41] Morley 2014 [43]

Journal Pre-proof

Table 3. Comparisons included in the meta-analysis in which baclofen was compared to placebo for at least 12 weeks

	Study	N patients	Males and Females	Baseline values				Data available at 12 weeks or later			
				Anxiety			Alcohol	Anxiety			Alcohol
				Scale used and mean baseline score	Cut-off values for cases	Anxiety disorders	Mean consumption in g/week	Scale used and mean final score	Scale used and mean difference between basal and final scores	Reduction in anxiety symptoms (% of basal score)	Abstinent days (%)
1	Beraha 2016 [32HD]	B: 58 P: 31	M: 62 (69.66%) F: 27 (30.34%)	Trait STAI B: 49.7 (12.4) P: 48.6 (10.6)	52	NO	B: 896.7 P: 864.4	Trait STAI at 16 weeks B: 37.3 (12.1) P: 38.0 (11.1)	Trait STAI at 16 weeks B: 12.40 (24.50) P: 10.60 (21.70)	At 16 weeks B: 24.9% P: 21.8%	At 16 weeks B: 71.0 (34.94) P: 69.8 (28.98)
2	Beraha 2016 [32LD]	B: 31 P: 31	M: 42 (67.74%) F: 20 (32.26%)	Trait STAI B: 52.1 (9.5) P: 48.6 (10.6)	52	Unclear	B: 808.2 P: 864.4	Trait STAI at 16 weeks B: 42.2 (14.1) P: 38.0 (11.1)	Trait STAI at 16 weeks B: 9.90 (23.60) P: 10.60 (21.70)	At 16 weeks B: 19.0% P: 21.8%	At 16 weeks B: 67.7 (34.94) P: 69.8 (28.98)
3	Garbutt 2010a [34]	B: 40 P: 40	M: 44 (55.00%) F: 36 (45.00%)	State STAI B: 34.1 (10.8) P: 38.5 (12.7) Trait STAI B: 38.3 (8.7) P: 42.1 (11.4)	52	NO	B: 623.4 P: 598.9	State STAI at 12 weeks B: 27.5 (13.5) P: 32.2 (16.7)	State STAI at 12 weeks B: 6.6 (24.30) P: 6.3 (29.40)	At 12 weeks B: 19.3% P: 16.4%	At 12 weeks B: 49.9 (27.9) P: 50.6 (25.9)
4	Garbutt 2010b [35(1)]	B: 10 P: 10	M: 12 (60.00%) F: 8 (40.00%)	State STAI in a graph	52	NO	N.A.	N.A.	N.A.	N.A.	At 12 weeks B: 69.8 (34.94) P: 33.4 (28.98)
5	Garbutt 2010b [35(2)]	B + N: 10 P + N: 10	M: 9 (45.00%) F: 11 (55.00%)	State STAI in a graph	52	NO	N.A.	N.A.	N.A.	N.A.	At 12 weeks B: 55.4 (34.94) P: 58.9 (28.98)
6	Krupitsky 2017 [40]	B: 16 P: 16	M: 26 (81.25%) F: 6 (18.75%)	State STAI B: 43.2 (SE: 1.8) P: 37.2 (SE: 2.3) Trait STAI B: 45.5 (1.7) P: 41.7 (1.9)	52	NO	B: 8.5 (SE: 1.3) P: 9.7 (SE: 1.4)	State STAI at 12 weeks B: 34.8 (SE: 2.4) P: 33.8 (SE: 1.0)	State STAI at 12 weeks B: 8.4 (16.80) P: 3.4 (13.20)	At 12 weeks B: 19.4% P: 9.1%	At 12 weeks B: 79.1 (34.94) P: 78.7 (28.98)
7	Morley 2014 [43HD]	B: 14 P: 7	M: 7 (33.33%) F: 14 (66.67%)	State STAI B: 35.93 (30.33-41.53) P: 36.62 (30.68-42.55) Trait STAI B: 39.50 (33.79-45.21) P: 43.08 (35.71-50.44)	52	NO	B: 594.7 (475.7) P: 765.1 (655.8)	State STAI at 12 weeks B: 36.61 (28.24-44.98) P: 32.44 (22.59-42.29)	State STAI at 12 weeks B: -0.68 (26.67) P: 4.18 (30.13)	At 12 weeks B: -1.9% P: 11.4%	At 12 weeks B: 33.2 (31.2) P: 22.6 (29.1)

8	Morley 2014 [43LD]	B: 14 P: 7	M: 12 (57.14%) F: 9 (42.86%)	<u>State STAI</u> B: 42.23 (33.39-51.07) P: 36.62 (30.68-42.55) <u>Trait STAI</u> B: 46.92 (40.20-53.65) P: 43.08 (35.71-50.44)	52	NO	B: 617.0 (466.4) P: 765.1 (655.8)	<u>State STAI at 12 weeks</u> B: 33.18 (24.13-42.22) P: 32.44 (22.59-42.29)	<u>State STAI at 12 weeks</u> B: 9.05 (33.95) P: 4.18 (30.13)	<u>At 12 weeks</u> B: 21.4% P: 11.4%	<u>At 12 weeks</u> B: 30.9 (34.7) P: 22.6 (29.1)
9	Morley 2018 [44HD]	B: 35 P: 16	M: 36 (70.59%) F: 15 (29.41%)	<u>DASS</u> B: 11.82 (8.92) P: 10.56 (8.58)	8	YES	B: 720.3 (581.3) P: 708.2 (509.5)	<u>DASS at 12 weeks</u> B: 7.83 (7.55) P: 9.91 (15.74)	<u>DASS at 12 weeks</u> B: 3.99 (16.47) P: 0.65 (24.32)	<u>At 12 weeks</u> B: 33.8% P: 6.2%	<u>At 12 weeks</u> B: 64.56 (SE: 7.69) P: 43.35 (SE: 7.60)
10	Morley 2018 [44LD]	B: 36 P: 17	M: 38 (71.70%) F: 15 (28.30%)	<u>DASS</u> B: 14.72 (10.00) P: 10.56 (8.58)	8	YES	B: 934.4 (764.7) P: 708.2 (509.5)	<u>DASS at 12 weeks</u> B: 7.65 (9.72) P: 9.91 (15.74)	<u>DASS at 12 weeks</u> B: 7.07 (19.72) P: 0.65 (24.32)	<u>At 12 weeks</u> B: 48.0% P: 6.2%	<u>At 12 weeks</u> B: 68.54 (SE: 5.90) P: 43.35 (SE: 7.60)
11	Muller 2015 [45]	B: 28 P: 28	M: 39 (69.64%) F: 17 (30.36%)	<u>HAM-A</u> B: 2.1 (2.3) P: 3 (3.5)	14	NO	N.A.	<u>HAM-A at 24 weeks</u> B: 1.9 (5) P: 0 (0)	<u>HAM-A at 24 weeks</u> B: 0.2 (7.30) P: 3.00 (3.50)	<u>At 24 weeks</u> B: 9.5% P: 100%	<u>At 24 weeks</u> B: 49.3 (34.94) P: 39.8 (28.98)
12	Reynaud 2017 [46]	B: 158 P: 162	M: 225 (72.58%) F: 85 (27.42%)	<u>HADS-A</u> B: 5.8 (1.5) P: 5.7 (1.6)	8	NO	N.A.	N.A.	N.A.	N.A.	N.A.
13	Rigal in press [47]	B: 162 P: 158	M: 224 (70.00%) F: 96 (30.00%)	<u>HADS-A</u> B: 10.4 (4.4) P: 10.6 (4.6)	8	YES	N.A.	<u>HADS-A at 12 weeks</u> B: 9 (4) P: 9 (5)	<u>HADS-A at 12 weeks</u> B: 1.4 (8.4) P: 1.6 (10.0)	<u>At 12 weeks</u> B: 13.5% P: 15.1%	<u>At 48 weeks</u> B: 53.6 P: 39.3

Table 4a

Summary of findings:

Baclofen compared to placebo for patients with AUD in studies in which anxiety symptoms were evaluated (studies of 12 weeks)

Patient or population: Patients with AUD (studies of 12 weeks)

Setting: Outpatient

Intervention: baclofen

Comparison: placebo

Outcomes	Type of patients	N° of participants (comparisons)	Certainty of the evidence (GRADE)	Anticipated absolute effects* (95% CI)		Heterogeneity
				Risk with placebo	Risk difference with baclofen	
Rate of abstinent days at the end of treatment	All patients	298 (8 comparisons)	⊕⊕⊕○ MODERATE ^a	The mean rate of abstinent days ranged from 22.6 to 78.7	MD 11.24 higher (1.29 higher to 21.19 higher)	Tau ² = 78.44; Chi ² = 11.69, df = 7 (p=0.11); I ² = 40%
	Anxious patients	104 (2 comparisons)	⊕⊕⊕○ MODERATE ^a	The mean rate of abstinent days ranged from 43.35 to 43.35	MD 23.47 higher (9.53 higher to 37.41 higher)	Tau ² = 0.00; Chi ² = 0.08, df = 1 (p=0.78); I ² = 0%
	Not anxious patients	194 (6 comparisons)	⊕⊕⊕○ MODERATE ^a	The mean rate of abstinent days ranged from 22.6 to 78.7	MD 5.54 higher (4.56 lower to 15.64 higher)	Tau ² = 32.63; Chi ² = 6.25, df = 5 (p=0.28); I ² = 20%
Anxiety symptoms expressed as final score at the	All patients	477 (7 comparisons)	⊕⊕⊕⊕ HIGH	The mean final score of anxiety symptoms ranged from 9 to 33.8	SMD 0.07 SD lower (0.25 lower to 0.12 higher)	Tau ² = 0.00; Chi ² = 2.71, df = 6 (p=0.84); I ² = 0%
	Anxious patients	323 (3 comparisons)	⊕⊕⊕○ MODERATE ^a	The mean final score of anxiety symptoms ranged from 9 to 9.91	SMD 0.05 SD lower (0.28 lower to 0.17 higher)	Tau ² = 0.00; Chi ² = 0.56, df = 2 (p=0.75); I ² = 0%

Summary of findings:

Baclofen compared to placebo for patients with AUD in studies in which anxiety symptoms were evaluated (studies of 12 weeks)**Patient or population:** Patients with AUD (studies of 12 weeks)**Setting:** Outpatient**Intervention:** baclofen**Comparison:** placebo

end of treatment	Not anxious patients	154 (4 comparisons)	⊕⊕⊕○ MODERATE ^a	The mean final score of anxiety symptoms ranged from 32.2 to 33.8	SMD 0.09 SD lower (0.41 lower to 0.23 higher)	Tau ² = 0.00; Chi ² = 2.11, df = 3 (p=0.55); I ² = 0%
Anxiety symptoms expressed as difference between basal and final score at the end of treatment	All patients	578 (7 comparisons)	⊕⊕⊕⊕ HIGH	The mean difference between basal and final score of anxiety symptoms ranged from 0.65 to 6.3	SMD 0.02 SD higher (0.15 lower to 0.19 higher)	Tau ² = 0.00; Chi ² = 2.66, df = 6 (p=0.85); I ² = 0%
	Anxious patients	424 (3 comparisons)	⊕⊕⊕⊕ HIGH	The mean difference between basal and final score of anxiety symptoms ranged from 0.65 to 2	SMD 0.00 SD (0.19 lower to 0.19 higher)	Tau ² = 0.00; Chi ² = 1.67, df = 2 (p=0.43); I ² = 0%
	Not anxious patients	154 (4 comparisons)	⊕⊕⊕○ MODERATE ^a	The mean difference between basal and final score of anxiety symptoms ranged from 3.4 to 6.3	SMD 0.07 SD higher (0.25 lower to 0.39 higher)	Tau ² = 0.00; Chi ² = 0.86, df = 3 (p=0.84); I ² = 0%

***The risk in the intervention group** (and its 95% confidence interval) is based on the assumed risk in the comparison group and the **relative effect** of the intervention (and its 95% CI).

CI: Confidence interval; **MD:** Mean difference; **SMD:** Standardised mean difference

Summary of findings:

Baclofen compared to placebo for patients with AUD in studies in which anxiety symptoms were evaluated (studies of 12 weeks)

Patient or population: Patients with AUD (studies of 12 weeks)**Setting:** Outpatient**Intervention:** baclofen**Comparison:** placebo

GRADE Working Group grades of evidence**High certainty:** We are very confident that the true effect lies close to that of the estimate of the effect**Moderate certainty:** We are moderately confident in the effect estimate: The true effect is likely to be close to the estimate of the effect, but there is a possibility that it is substantially different**Low certainty:** Our confidence in the effect estimate is limited: The true effect may be substantially different from the estimate of the effect**Very low certainty:** We have very little confidence in the effect estimate: The true effect is likely to be substantially different from the estimate of effect

Explanations

- a. Downgraded one level for imprecision: fewer than 400 participants included in the analysis

Table 4b

Summary of findings:

Baclofen compared to placebo for patients with AUD in studies in which anxiety symptoms were evaluated (studies of 12 weeks or longer)**Patient or population:** Patients with AUD (studies of 12 weeks or longer)**Setting:** Outpatient**Intervention:** baclofen**Comparison:** placebo

Outcomes	Type of patients	N° of participants (comparisons)	Certainty of the evidence (GRADE)	Anticipated absolute effects* (95% CI)		
				Risk with placebo	Risk difference with baclofen	Heterogeneity
Rate of abstinent days at the end of treatment	All patients	825 (12 comparisons)	⊕⊕⊕⊕ HIGH	mean rate of abstinent days ranged from 22.6 to 78.7	MD 9.01 higher (2.85 higher to 15.16 higher)	Tau ² = 36.19; Chi ² = 16.78, df = 11 (p=0.11); I ² = 34%
	Anxious patients	424 (3 comparisons)	⊕⊕⊕⊕ HIGH	mean rate of abstinent days ranged from 39.3 to 43.35	MD 16.5 higher (9.67 higher to 23.32 higher)	Tau ² = 0.00; Chi ² = 1.34, df = 2 (p=0.51); I ² = 0%
	Not anxious patients	339 (8 comparisons)	⊕⊕⊕○ MODERATE ^a	mean rate of abstinent days ranged from 22.6 to 78.7	MD 4.35 higher (2.25 lower to 10.95 higher)	Tau ² = 0.00; Chi ² = 6.80, df = 7 (p=0.45); I ² = 0%
Anxiety symptoms expressed as final score at the end of treatment	All patients	684 (10 comparisons)	⊕⊕⊕⊕ HIGH	mean final score of anxiety symptoms ranged from 0 to 38	SMD 0.02 SD higher (0.13 lower to 0.17 higher)	Tau ² = 0.00; Chi ² = 8.64, df = 9 (p=0.47); I ² = 0%
	Anxious patients	323 (3 comparisons)	⊕⊕⊕○ MODERATE ^a	mean final score of anxiety symptoms ranged from 9 to 9.91	SMD 0.05 SD lower (0.28 lower to 0.17 higher)	Tau ² = 0.00; Chi ² = 0.56, df = 2 (p=0.75); I ² = 0%

Summary of findings:

Baclofen compared to placebo for patients with AUD in studies in which anxiety symptoms were evaluated (studies of 12 weeks or longer)**Patient or population:** Patients with AUD (studies of 12 weeks or longer)**Setting:** Outpatient**Intervention:** baclofen**Comparison:** placebo

	Not anxious patients	299 (5 comparisons)	⊕⊕⊕○ MODERATE ^a	mean final score of anxiety symptoms ranged from 0 to 38	SMD 0.05 SD higher (0.21 lower to 0.32 higher)	Tau ² = 0.02 Chi ² = 6.18, df = 5 (p=0.29); I ² = 19%
Anxiety symptoms expressed as difference between basal and final score at the end of treatment	All patients	785 (10 comparisons)	⊕⊕⊕○ MODERATE ^a	mean difference between basal and final score of anxiety symptoms ranged from 0.65 to 10.6	SMD 0.01 SD lower (0.16 lower to 0.13 higher)	Tau ² = 0.00; Chi ² = 5.96, df = 9 (p=0.74); I ² = 0%
	Anxious patients	424 (3 comparisons)	⊕⊕⊕⊕ HIGH	mean difference between basal and final score of anxiety symptoms ranged from 0.65 to 2	SMD 0 SD (0.19 lower to 0.19 higher)	Tau ² = 0.00; Chi ² = 1.67, df = 2 (p=0.43); I ² = 0%
	Not anxious patients	299 (6 comparisons)	⊕⊕⊕○ MODERATE ^a	mean difference between basal and final score of anxiety symptoms ranged from 3 to 10.6	SMD 0.03 SD lower (0.27 lower to 0.2 higher)	Tau ² = 0.00; Chi ² = 4.24, df = 5 (p=0.52); I ² = 0%

*The risk in the intervention group (and its 95% confidence interval) is based on the assumed risk in the comparison group and the relative effect of the intervention (and its 95% CI).

CI: Confidence interval; MD: Mean difference; SMD: Standardised mean difference

GRADE Working Group grades of evidence

High certainty: We are very confident that the true effect lies close to that of the estimate of the effect

Moderate certainty: We are moderately confident in the effect estimate: The true effect is likely to be close to the estimate of the effect, but there is a possibility that it is substantially different

Low certainty: Our confidence in the effect estimate is limited: The true effect may be substantially different from the estimate of the effect

Very low certainty: We have very little confidence in the effect estimate: The true effect is likely to be substantially different from the estimate of effect

Explanations

- a. Downgraded one level for imprecision: fewer than 400 participants included in the analysis

Journal Pre-proof