

ACCEPTED MANUSCRIPT • OPEN ACCESS

Post-critical buckling of truncated conical carbon nanotubes considering surface effects embedding in a nonlinear Winkler substrate using the Rayleigh-Ritz method

To cite this article before publication: Mohammad Malikan *et al* 2020 *Mater. Res. Express* in press <https://doi.org/10.1088/2053-1591/ab691c>

Manuscript version: Accepted Manuscript

Accepted Manuscript is “the version of the article accepted for publication including all changes made as a result of the peer review process, and which may also include the addition to the article by IOP Publishing of a header, an article ID, a cover sheet and/or an ‘Accepted Manuscript’ watermark, but excluding any other editing, typesetting or other changes made by IOP Publishing and/or its licensors”

This Accepted Manuscript is © YEAR The Author(s). Published by IOP Publishing Ltd.

As the Version of Record of this article is going to be / has been published on a gold open access basis under a CC BY 3.0 licence, this Accepted Manuscript is available for reuse under a CC BY 3.0 licence immediately.

Everyone is permitted to use all or part of the original content in this article, provided that they adhere to all the terms of the licence <https://creativecommons.org/licenses/by/3.0>

Although reasonable endeavours have been taken to obtain all necessary permissions from third parties to include their copyrighted content within this article, their full citation and copyright line may not be present in this Accepted Manuscript version. Before using any content from this article, please refer to the Version of Record on IOPscience once published for full citation and copyright details, as permissions may be required. All third party content is fully copyright protected and is not published on a gold open access basis under a CC BY licence, unless that is specifically stated in the figure caption in the Version of Record.

View the [article online](#) for updates and enhancements.

1
2
3
4
5
6
7 **Post-critical buckling of truncated conical carbon nanotubes**
8 **considering surface effects embedding in a nonlinear Winkler**
9 **substrate using the Rayleigh-Ritz method**
10
11
12
13
14

15 Mohammad Malikan^{1*}, Victor A. Eremeyev^{1,2}
16
17

18 ¹ Department of Mechanics of Materials and Structures, Faculty of Civil and
19 Environmental Engineering, Gdansk University of Technology, 80-233, Gdansk, Poland
20
21

22 ² Don State Technical University, Gagarina sq., 1, 344000 Rostov on Don, Russia
23
24

25 *Corresponding author
26

27 mohammad.malikan@pg.edu.pl, mohammad.malikan@yahoo.com
28

29 <https://orcid.org/0000-0001-7356-2168>
30

31 victor.eremeev@pg.edu.pl
32

33 <https://orcid.org/0000-0002-8128-3262>
34
35
36
37

38 **Abstract**
39

40 This research predicts theoretically post-critical axial buckling behavior of truncated
41 conical carbon nanotubes (CCNTs) with several boundary conditions by assuming a
42 nonlinear Winkler matrix. The post-buckling of CCNTs has been studied based on the
43 Euler-Bernoulli beam model, Hamilton's principle, Lagrangian strains, and nonlocal
44 strain gradient theory. Both stiffness-hardening and stiffness-softening properties of the
45 nanostructure are considered by exerting the second stress-gradient and second strain-
46 gradient in the stress and strain fields. Besides small-scale influences, the surface effect
47 is also taken into consideration. The effect of the Winkler foundation is nonlinearly taken
48
49
50
51
52
53
54
55
56
57
58
59
60

1
2
3
4
5
6
7 into account based on the Taylor expansion. A new admissible function is used in the
8
9 Rayleigh-Ritz solution technique applicable for buckling and post-buckling of nanotubes
10
11 and nanobeams. Numerical results and related discussions are compared and reported
12
13 with those obtained by the literature. The significant results proved that the surface effect
14
15 and the nonlinear term of the substrate affect the CCNT considerably.
16
17
18

19 **Keywords:** Post-critical buckling; Euler-Bernoulli beam; Conical carbon nanotubes; Nonlinear
20
21 Winkler foundation; Rayleigh-Ritz method
22
23

24 **1. Introduction**

25
26 Carbon nanotubes (CNTs) are hollow ring-shaped structures, comprising carbon atoms.
27
28 The CNTs can be classified into single- and multi-walled carbon nanotubes (SWCNTs
29
30 and MWCNTs) and have metallic properties and also quasi-conductivity [1]. These two
31
32 types of CNTs are already known which are different in the appearance and structure
33
34 discovered in 1991 and 1993 [2-3], respectively. These types of nanotubes during
35
36 production can be uncontrollably made in different shapes (twisted, curved, straight, and
37
38 other irregular geometrical situations). However, another type of irregularity can be made
39
40 in CNTs, namely nanotubes with a changeable diameter. A CNT with such the inconstant
41
42 diameter along the length is called conical carbon nanotubes (CCNTs). The CCNTs, due
43
44 to dominant applications in the modern industries, have been of important interest to
45
46 engineers and scientific researchers [4-10]. In the case of CCNTs, Chang and Lee [11]
47
48 mechanically studied a CCNT in vibrating based on the surface effect. Two boundary
49
50 conditions, namely, clamped-free and clamped-clamped boundary conditions were
51
52
53
54
55
56
57
58
59
60

1
2
3
4
5
6
7 applied using the Rayleigh-Ritz method. Lee and Chang [12] analyzed the surface effect
8 for nanotubes and nanowires in vibration. The unique properties of carbon nanotubes,
9 including the high modulus of elasticity and good tensile strength on one side and the
10 carbon nature of CNTs on another side, have led to significant research over the last
11 decade into the efficiency and growth processes of nanotubes' proliferation. Because of
12 difficult conditions and high costs of experiments in nanoscale for considering
13 mechanical behavior of size-dependent nanomaterials, the theoretical researches based on
14 the continuum stress/strain gradients and molecular dynamics simulation have attracted
15 much attention to researchers. Heretofore, in terms of critical stability of straight CNTs,
16 in a molecular mechanics study, Chang et al. [13] studied buckling of CNTs subjected to
17 axial compression. Their important results displayed that the stability of a zigzag CNT is
18 further than an armchair one. Yan et al. [14] modeled the carbon nanotubes as a three-
19 walled shell and analyzed it with exposing to the axial compression forces. They
20 implemented the small-scale influence through the nonlocal elasticity approach. On the
21 other side, the influences of the thermal surround on the buckling loads have been taken.
22 Their achieved mathematical relations were analytically solved based on pivot
23 boundaries. Shima [15] analyzed the nonlinear static buckling of CNTs. Wang et al. [16]
24 developed gradients of stress and strain to investigate the stability of nanoscale tubes by
25 considering a polymer matrix based on the pivot-pivot Timoshenko beam model.
26 Berrabah et al. [17] investigated axial buckling of hinged nanotubes rested in a polymer
27 medium based on the Timoshenko beam theory. To consider small-scale effects, the
28 nonlocal continuum mechanic was used in the form of Eringen's nonlocal elasticity
29
30
31
32
33
34
35
36
37
38
39
40
41
42
43
44
45
46
47
48
49
50
51
52
53
54
55
56
57
58
59
60

1
2
3
4
5
6
7 theory. Akgöz and Civalek [18] considered the Pasternak substrate for an axially
8
9 compressed hinged-hinged CNT based on the nonlocal elasticity theory. A
10
11 comprehensive review of the concept of vibration, buckling and thermal analyses of
12
13 SWCNTs was presented by Rafiee and Moghadam [19]. Different approaches as
14
15 continuum elasticity, nonlocal elasticity, and molecular dynamics simulation were taken
16
17 into the investigation. Sudak [20] analyzed axial buckling of concentric multi-walled
18
19 carbon nanotubes based on the van der Waals forces and using nonlocal elasticity theory.
20
21
22 Rahmanian et al. [21] modeled nonlocal elasticity for analysis of fundamental frequencies
23
24 of CNTs rested on the Winkler medium. They modeled the nanotube into two categories,
25
26 a beam model and shell one.
27
28

29
30 Moreover, in terms of post-critical buckling studies, rarely investigations have been done
31
32 on nanobeams/tubes. Mao and Ling [22] analyzed the post-stability response of thin-
33
34 walled anisotropic composite beams based on the Fourier expansion. The nonlinear
35
36 equations were solved using the Galerkin procedure. Song and Li [23] modeled a pinned-
37
38 fixed classical local beam subjected to the thermal environment under thermal stability
39
40 and post-stability situations. The beam was also placed on a polymer foundation.
41
42 Challamel [24] investigated elastic beams under post-buckling conditions and assumed a
43
44 gradient foundation by using an exact solution method. Silvestre et al. [25] presented a
45
46 molecular dynamics simulation to study buckling and post-buckling of CNTs under pure
47
48 twisting. Ansari et al. [26] predicted post- thermomechanical buckling response of
49
50 nonlocal Euler-Bernoulli SWCNTs by considering thermal and axial in-plane forces.
51
52 Akbas [27] studied post-critical stability with a large behavior for axially compressed the
53
54
55
56
57
58
59
60

1
2
3
4
5
6
7 Timoshenko beam model. Ansari et al. [28] employed nonlocal elasticity theory to
8
9 examine size-dependent effects for a Timoshenko SWCNT under buckling and post-
10
11 buckling conditions. Recently, She et al. [29] developed functionality and porosity for a
12
13 SWCNT under thermal stability and post-buckling condition. They applied both stress
14
15 nonlocality and microstructural size dependency to evaluate the nanotube in a nanoscale
16
17 schema. The obtained nonlinear equations were solved based on the two-step perturbation
18
19 technique. Dai et al. [30] assumed an axial magnetic field around nanotubes and derived
20
21 exact modes to analyze nonlocal post-buckling of CNTs.
22
23
24
25

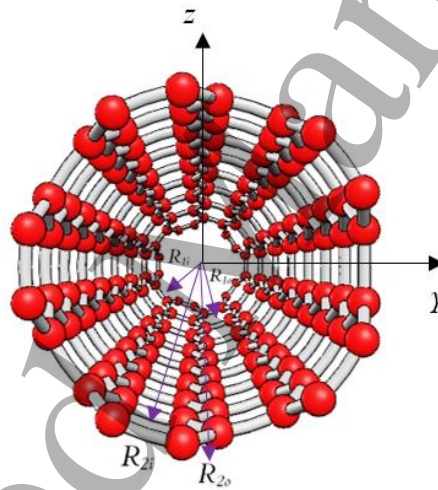
26 The review of the above research related to static buckling and post-buckling of CNTs
27
28 vividly showed that there is no paper in which a truncated CCNT is studied under post-
29
30 buckling conditions. This led to the motivation of authors to write this paper. This
31
32 research also considers both stiffness-hardening and stiffness-softening and also
33
34 nonlinear behavior of Winkler foundation. To this, the Euler-Bernoulli beam model is
35
36 applied in the energy method via Hamilton's principle by employing nonlinear
37
38 Lagrangian strains. To examine small-scale effects, nonlocal strain gradient theory is
39
40 taken into consideration which includes microstructural size-dependent effects and a
41
42 second stress gradient. In light of the importance of the surface effect for nanomaterials,
43
44 the effect is here investigated. The Winkler matrix covers the tube and behaviors
45
46 nonlinearly based on the Taylor expansion. To solve the post-buckling mathematical
47
48 relations, the Rayleigh-Ritz solution method is applied based on a new shape function.
49
50 By using this function, the post-critical buckling load can be presented for several
51
52 boundary conditions particularly free edges. Thereafter, numerical results are shown by
53
54
55
56
57
58
59
60

changes in the essential and key parameters with and without considering the nonlinear behavior of the foundation.

2. The constitutive model

2.1 Energy formulation

Fig. 1 in a Cartesian coordinate system displays a CCNT. The symbols are respectively, the thickness of the tube (h), the exterior radius of the smaller diameter of the tube (R_{1o}), the internal radius of the smaller diameter of the tube (R_{1i}), the inner radius of the larger diameter of the tube (R_{2o}), and the taper angle (θ).



(a)

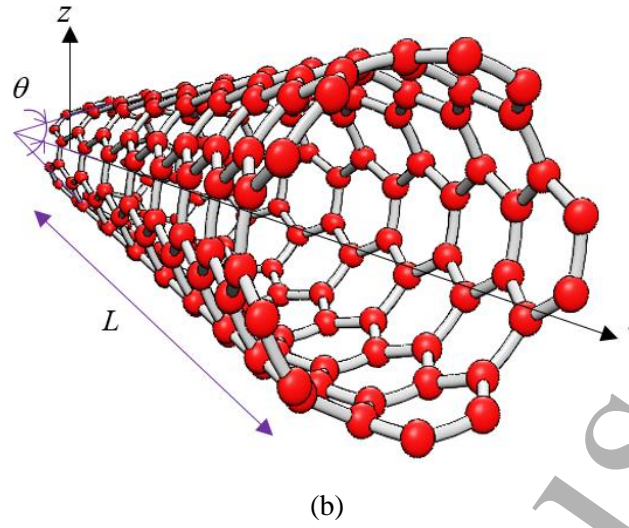


Fig. 1. Cross section (a) and three-dimensional (b) of the CCNT

To assume the motion of nanotubes' nodes, the classical beam theory is applied [23].

According to this beam approach the displacement field can be expanded as

$$\begin{Bmatrix} u_1(x, z) \\ u_3(x, z) \end{Bmatrix} = \begin{Bmatrix} u(x) - z \frac{dw(x)}{dx} \\ w(x) \end{Bmatrix} \quad (1a-b)$$

in which $u_1(x, z)$ and $u_3(x, z)$ represent the displacement of points along x and z -axis and $u(x)$ and $w(x)$ are displacement of the mid-surface of the undeformed CCNT along x and z -axis. Moreover, z is a coordinate for the thickness direction in the continuum domain.

First, the Hamilton principle is defined as

$$\delta\Pi = \int_{t_1}^{t_2} (\delta W - \delta U) dt = 0 \quad (2)$$

in which δU , and δW are virtual strain energy and work done by external forces, respectively.

The virtual strain energy and the work done by external forces would be formulated as

$$U = \frac{1}{2} \int_0^L \int_A \sigma_{xx} \varepsilon_{xx} dA dx \rightarrow \delta U = \int_0^L \int_A \sigma_{xx} \delta \varepsilon_{xx} dA dx \quad (3)$$

$$W = -\frac{1}{2} \int_0^L \left[N_x \left(\frac{dw}{dx} \right)^2 + K_w w \right] dx \rightarrow \delta W = -\int_0^L \left(N^0 \frac{dw}{dx} \frac{d\delta w}{dx} + K_w \delta w \right) dx \quad (4)$$

in which δU (Note that δ means the variations of the energies) shows the virtual strain energy, σ and ε are the stress and strain tensors and also dV displays the integral on the volume of the domain. Furthermore, K_w is the Winkler foundation. It is assumed that the post-buckling axial force is as $N_x = -N^0$ where N^0 demonstrates the post-critical axial buckling load (PCL).

The tensor of nonlinear strains can be obtained based on the applying nonlinear Lagrangian strains on Eqs. (1) which leads to

$$\{\varepsilon_{xx}\} = \left\{ \frac{du}{dx} - z \frac{d^2 w}{dx^2} + \frac{1}{2} \left(\frac{dw}{dx} \right)^2 \right\} \quad (5)$$

The local stress resultants can be written as

$$\begin{Bmatrix} N_x \\ M_x \end{Bmatrix} = \int_A \begin{Bmatrix} \sigma_x \\ \sigma_x z \end{Bmatrix} dA \quad (6a-b)$$

in which the in-plane, moment and shear stress resultants are N_x , M_x and Q_x , respectively.

Therefore, based on the Eq. (5), Eqs. (6) can be expanded as

$$\begin{Bmatrix} N_x \\ M_x \end{Bmatrix} = \begin{Bmatrix} E_e A_e \left[\frac{du}{dx} + \frac{1}{2} \left(\frac{dw}{dx} \right)^2 \right] \\ E_e I_c \frac{d^2 w}{dx^2} \end{Bmatrix} \quad (7a-b)$$

in which $I_c = \frac{\pi(R_o^4 - R_i^4)}{4}$ represents the moment of area of the cross section.

Meanwhile, the relationship between the equivalent smaller and larger radii of the CCNT can be derived as

$$R_o = R_{lo} + x \sin(\theta) \quad (8a)$$

$$R_i = R_{li} + x \sin(\theta) \quad (8b)$$

where R_o and R_i denote equivalent inner and outer radii for a straight CNT which resulted from the conic CNT. For the large elasticity domains, the surface effect can be ignorable. However, for a small-scale particle, the effect of the surface becomes important due to the high surface-to-volume ratio [11-12]. To study such an effect, the following relation can be employed [11]

$$E_e A_e = EA + E_s A_s = \pi E (R_o^2 - R_i^2) + 2\pi E_s (R_o^2 + R_i^2) \quad (9)$$

in which E_s and A_s depict surface elasticity and surface area modules, E denotes the Young's modulus and A is the cross section area of the nanotube.

Assigning $\delta II=0$, the constitutive equation would be derived for a CCNT as

$$\delta u = 0 : \frac{dN_x}{dx} = 0 \quad (10a)$$

$$\delta w = 0 : \frac{d^2 M_x}{dx^2} - N^0 \frac{d^2 w}{dx^2} - K_w = 0 \quad (10b)$$

The nonlinear Winkler model (Fig. 2) can be estimated by the third-order term of Taylor expansion as [31-32]

$$K_w = k_{w-L} w + k_{w-NL} w^3 \quad (11)$$

in which k_{w-L} and k_{w-NL} are symbolized to show linear and nonlinear values of the foundation module.

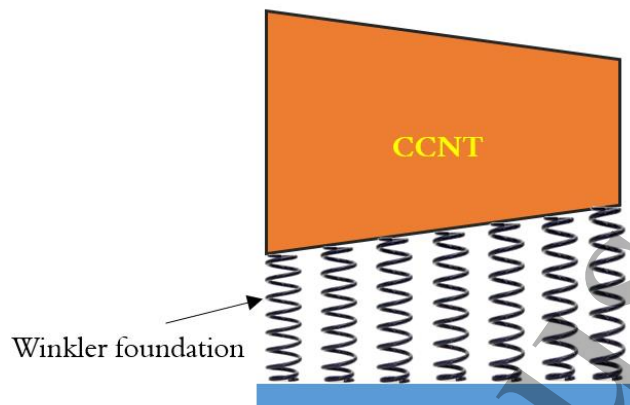


Fig. 2. The Winkler model covers the CCNT

2.2 The size-dependent effects

To take into consideration the stress nonlocality and microstructural size-dependent effects, the nonlocal strain gradient theory (NSGT) is given by [33]

$$\left(1 - \mu \frac{d^2}{dx^2}\right) \sigma_{xx} = C_{ijkl} \left(1 - l^2 \frac{d^2}{dx^2}\right) \varepsilon_{xx} \quad (12)$$

in which μ depicts nonlocality which is equal to $(eoa)^2$ and also l denotes a length scale factor in the NSGT. Moreover, e shows a physical constant and $a=0.142$ nm is the bond length of carbon-carbon atoms.

By substituting Eq. (12) into Eqs. (7), the small-scale stress resultants can be obtained as [34-48]

$$N_x - \mu \frac{d^2 N_x}{dx^2} = E_e A_e \left(1 - l^2 \frac{d^2}{dx^2}\right) \left\{ \frac{du}{dx} + \frac{1}{2} \left(\frac{dw}{dx}\right)^2 \right\} \quad (13)$$

$$M_x - \mu \frac{d^2 M_x}{dx^2} = -E_e I_c \left(1 - l^2 \frac{d^2}{dx^2}\right) \left\{ \frac{d^2 w}{dx^2} \right\} \quad (14)$$

And from Eqs. (7a), (10a) and (13), the axial stress resultant in a nonlocal strain gradient form can be expressed as

$$N_x = \mu \frac{d}{dx} \left(\frac{dN_x}{dx} \right) + E_e A_e \left(1 - l^2 \frac{d^2}{dx^2}\right) \left\{ \frac{du}{dx} + \frac{1}{2} \left(\frac{dw}{dx} \right)^2 \right\}; \quad \left\{ \frac{dN_x}{dx} = 0 \right\} \quad (15)$$

As the initial axial displacements for beams with immovable ends should be set to zero, hence

$$u(x=0)=0; \quad u(x=L)=0 \quad (16)$$

Then

$$N_x = E_e A_e \left(1 - l^2 \frac{d^2}{dx^2}\right) \left\{ \frac{1}{2} \left(\frac{dw}{dx} \right)^2 \right\} \quad (17)$$

And from Eqs. (7b), (10b) and (14), the bending moment stress resultant in a nonlocal strain gradient form can be expressed as

$$M_x = -E_e I_c \left(1 - l^2 \frac{d^2}{dx^2}\right) \left\{ \frac{d^2 w}{dx^2} \right\} + \mu \left(N^0 \frac{d^2 w}{dx^2} + K_w \right) \quad (18)$$

Then, the strain energy can be written as below

$$U = \int_0^L \int_A \sigma_{xx} \varepsilon_{xx} dA dx = \int_0^L \int_A \sigma_{xx} \left\{ -z \frac{d^2 w}{dx^2} + \frac{1}{2} \left(\frac{dw}{dx} \right)^2 \right\} dA dx \Rightarrow$$

$$U = \int_0^L \left(-M_x \frac{d^2 w}{dx^2} + \frac{1}{2} N_x \left(\frac{dw}{dx} \right)^2 \right) dx \Rightarrow$$

$$U = \int_0^L \left\{ - \left[-E_e I_c \left(1 - l^2 \frac{d^2}{dx^2} \right) \left(\frac{d^2 w}{dx^2} \right)^2 + \mu \left(N^0 \left(\frac{d^2 w}{dx^2} \right)^2 + K_w \frac{d^2 w}{dx^2} \right) \right] - E_e A_e \left(1 - l^2 \frac{d^2}{dx^2} \right) \left[\frac{1}{4} \left(\frac{dw}{dx} \right)^4 \right] \right\} dx \quad (19)$$

Therefore, the equation of post-critical buckling load can be achieved as

$$U + W = \int_0^L \left\{ \left[E_e I_c \left(1 - l^2 \frac{d^2}{dx^2} \right) \left(\frac{d^2 w}{dx^2} \right)^2 - \mu \left(N^0 \left(\frac{d^2 w}{dx^2} \right)^2 + K_w \frac{d^2 w}{dx^2} \right) \right] - E_e A_e \left(1 - l^2 \frac{d^2}{dx^2} \right) \left[\frac{1}{4} \left(\frac{dw}{dx} \right)^4 \right] + \left[N^0 \left(\frac{dw}{dx} \right)^2 + K_w w \right] \right\} dx = 0 \quad (20)$$

Consequently, the aforementioned post-buckling relations for a CCNT with assuming nonlinear behavior of the matrix will be

$$\int_0^L \left[E_e I_c \left(1 - l^2 \frac{d^2}{dx^2} \right) \left(\frac{d^2 w}{dx^2} \right)^2 \right] dx - N^0 \int_0^L \left[\left(\frac{dw}{dx} \right)^2 + \mu \left(\frac{d^2 w}{dx^2} \right)^2 \right] dx + \int_0^L \left(K_{w-L} w + K_{w-NL} w^3 \right) \left(1 - \mu \frac{d^2 w}{dx^2} \right) dx - \int_0^L \left\{ E_e A_e \left(1 - l^2 \frac{d^2}{dx^2} \right) \left[\frac{1}{4} \left(\frac{dw}{dx} \right)^4 \right] \right\} dx = 0 \quad (21)$$

3. Rayleigh-Ritz solution process

As the post-buckling discussions are geometrically nonlinear ones; therefore, in order to solve nonlinear eigenvalue problems, the Rayleigh-Ritz solution technique can be a good choice [49-52], owing to its capability to give high accurate numerical outcomes. The method is a semi-analytical one and satisfies eigenvalue problems, a few of which should be solved nonlinearly for which the numerical solutions have to be employed. However,

such numerical methods have larger solution time [53-56] and cannot be cost-effective. Hence, semi-analytical methods can be a better suggestion to solve nonlinear eigenvalue problems, for example, post-buckling ones. The transverse displacement for the Rayleigh-Ritz method was presented as [52]

$$w(x,t) = \sum_{i=1}^N a_i \varphi_i(x,t) \exp(\omega t \sqrt{-1}) \quad (22)$$

in which $\varphi_i(x,t)$ is the fundamental mode shapes and ω is the natural frequency in vibration analyses based on time. Further, a_i represents the unknown variable which should be calculated for deflection analyses.

$$\varphi_i(x,t) = f_{\varphi} T_i(x,t) = f_{\varphi} x^{i-1} \quad (23)$$

The only difficult thing in the semi-analytical solution methods like the Rayleigh-Ritz might be determining mode shapes which should satisfy boundary conditions. In this research, a new mode shape is assumed by which a very good agreement has been obtained while comparing the numerical outcomes with the literature [49-52]. The mode shape which determines several boundary conditions is innovatively derived as below

$$f_{\varphi} = \left(\frac{x}{L}\right)^{\eta} \times \left(1 - \frac{x}{L}\right)^{\zeta} \quad (24)$$

in which η and ζ define several boundary conditions as shown by Table 1.

Table 1. Admissible quantities for several boundary conditions

Boundary conditions	$\eta(x=0)$	$\zeta(x=L)$
SS	1	1
SC	1	2
CS	2	1
CC	2	2
CF	2	0
FC	0	2

The conditions alluded in Table 1 can satisfy the geometrical and force boundary conditions given in Table 2. The stress resultants in boundaries can be written in the nonlocal strain gradient forms as force boundary conditions [57]. There are also other references in which the nonlocal boundary conditions are presented [58-60].

Table 2. Essential and Natural boundary conditions

Configurations	In nonlocal strain gradient conditions at (0, L)	In local conditions ($l = \mu = 0$) at (0, L)
S	$w=0$ $M = 0$ $M_h = 0$	$w=0$ $M_{cl} = 0$
C	$w=0$ $w'=0$ $M \neq 0$ $M_h \neq 0$	$w=0$ $w'=0$ $M_{cl} \neq 0$
F	$w \neq 0$ $N = \left(1 - l^2 \frac{d^2}{dx^2}\right) N_{cl} = 0$ $M = -\left(1 + l^2 \frac{d^2}{dx^2}\right) M_{cl} + \mu \frac{d}{dx} \left(N_{cl} \frac{dw}{dx}\right) = 0$ $Q = \left(1 - l^2 \frac{d^2}{dx^2}\right) \frac{dM_{cl}}{dx} + \left(1 - \mu \frac{d^2}{dx^2}\right) \left(N_{cl} \frac{dw}{dx}\right) = 0$ $N_h = N_{cl} = 0$ $M_h = \frac{dM_{cl}}{dx} = 0$	$w \neq 0$ $N = N_{cl} = 0$ $M = M_{cl} = 0$ $Q = Q_{cl} = 0$

* cl and h in sub-indexes mean classical and higher-order cases, respectively.

4. Accuracy of results

To use the semi-analytical polynomial methods like the Rayleigh-Ritz one, first, the convergence rate of the solution method should be investigated. To this, Fig. 3 is presented with which it is observed that a suitable rate for convergence of the solution can be chosen as $N=5$. By choosing the value, the numerical outcomes would be acquired correctly. Moreover, due to solving a symmetrical problem and being the beam an isotropic one, naturally, the behavior of the SC should be as same as the CS boundary conditions. Note that this claim can be true for CF and FC boundaries.

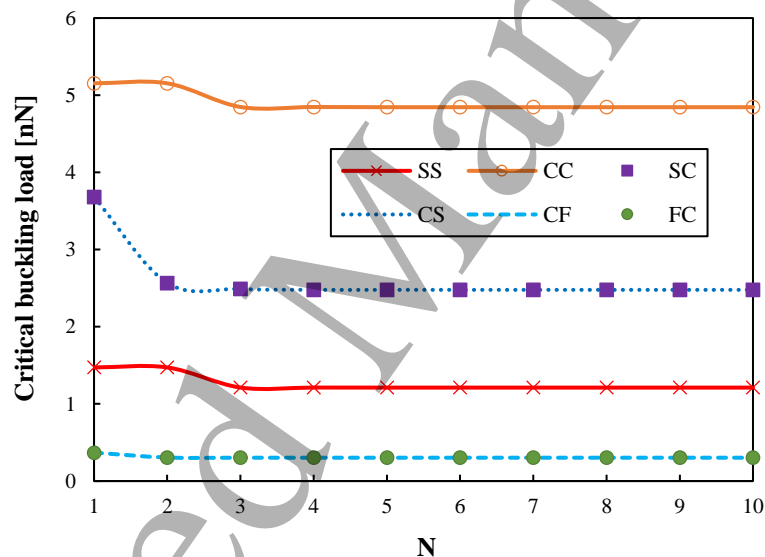


Fig. 3. The convergence rate of the Rayleigh-Ritz vs. different boundary conditions for a SWCNT ($l=0$, $e_0a=0$, $L=20d$, $E=1TPa$, $\nu=0.19$, $d=1nm$)

The numerical results and the related discussion would be begun with the formulation's validation. To do this, according to Tables 3-6 taken from references [61-62], the critical buckling load of a nanobeam is evaluated whilst the elasticity properties were chosen as $E=1TPa$, $\nu=0.19$, and diameter of the beam was selected as $d=1nm$. The numerical

results within the Tables are for the Euler-Bernoulli beam equation solved with an explicit analytical solution [61] and the differential transform method (DTM) [62]. As it is found, in the three cases ($\mu=0 \text{ nm}^2$, $\mu=1 \text{ nm}^2$, and $\mu=2 \text{ nm}^2$), the results of the references and the present work are close to each other and reveal an excellent agreement into clamped-clamped, hinged-hinged and clamped-free boundary conditions. Although the results of clamped-hinged boundary conditions are slightly farther from the literature, it can be acceptable. These Tables approve the efficiency and accuracy of the present admissible function for various boundary conditions.

Table 3. Comparison of critical loads originated from literature for a hinged-hinged beam.

L (nm)	P_{Cr} (nN)								
	$\mu=0 \text{ nm}^2$			$\mu=1 \text{ nm}^2$			$\mu=4 \text{ nm}^2$		
	[61], EB, Explicit	[62], EB, DTM	Present- EB, Rayleigh- Ritz	[61]	[62]	Present	[61]	[62]	Present
10	4.8447	4.8447	4.8447	4.4095	4.4095	4.4095	3.4735	3.4735	3.4735
12	3.3644	3.3644	3.3644	3.1486	3.1486	3.1486	2.6405	2.6405	2.6405
14	2.4718	2.4718	2.4718	2.3533	2.3533	2.3533	2.0574	2.0574	2.0574
16	1.8925	1.8925	1.8925	1.8222	1.8222	1.8222	1.6396	1.6396	1.6396
18	1.4953	1.4953	1.4953	1.4511	1.4511	1.4511	1.3329	1.3329	1.3329
20	1.2112	1.2112	1.2112	1.182	1.182	1.182	1.1024	1.1024	1.1024

Table 4. Comparison of critical loads originated from literature for a clamped-hinged beam.

<i>L</i> (<i>nm</i>)	<i>P_{Cr}</i> (<i>nN</i>)								
	$\mu=0 \text{ nm}^2$			$\mu=1 \text{ nm}^2$			$\mu=2 \text{ nm}^2$		
	[61], EB, Explicit	[62], EB, DTM	Present- EB, Rayleigh- Ritz	[61]	[62]	Present	[61]	[62]	Present
10	9.887	9.887	9.911	8.2295	8.2295	8.2461	7.048	7.048	7.060
12	6.886	6.886	6.883	6.0235	6.0235	6.0363	5.3651	5.3651	5.3753
14	5.044	5.044	5.056	4.5744	4.5744	4.5844	4.1844	4.1844	4.1928
16	3.8621	3.8621	3.8715	3.5804	3.5804	3.5884	3.337	3.337	3.344
18	3.0516	3.0516	3.0589	2.873	2.873	2.879	2.7141	2.7141	2.7199
20	2.4718	2.4718	2.4777	2.3533	2.3533	2.3587	2.2456	2.2456	2.2505

Table 5. Comparison of critical loads originated from literature for a clamped-clamped beam.

<i>L</i> (<i>nm</i>)	<i>P_{Cr}</i> (<i>nN</i>)								
	$\mu=0 \text{ nm}^2$			$\mu=1 \text{ nm}^2$			$\mu=2 \text{ nm}^2$		
	[61], EB, Explicit	[62], EB, DTM	Present- EB, Rayleigh- Ritz	[61]	[62]	Present	[61]	[62]	Present
10	19.379	19.379	19.379	13.8939	13.8939	13.8938	10.828	10.828	10.828
12	13.458	13.458	13.458	10.652	10.652	10.652	8.6917	8.6917	8.6917
14	9.877	9.877	9.887	8.2296	8.2296	8.2296	7.0479	7.0479	7.0479
16	7.4699	7.4699	7.4699	6.5585	6.5585	6.5585	5.7854	5.7854	5.7855
18	5.9811	5.9811	5.9811	5.3375	5.3375	5.3375	4.8091	4.8091	4.8091
20	4.8447	4.8447	4.8447	4.4095	4.4095	4.4095	4.046	4.046	4.046

Table 6. Comparison of critical loads originated from literature for a clamped-free beam.

L (nm)	P_{Cr} (nN)								
	$\mu=0 \text{ nm}^2$			$\mu=1 \text{ nm}^2$			$\mu=2 \text{ nm}^2$		
	[61], EB, Explicit	[62], EB, DTM	Present- EB, Rayleigh- Ritz	[61]	[62]	Present	[61]	[62]	Present
10	1.2112	1.2112	1.2112	1.1820	1.1820	1.1820	1.1542	1.1542	1.1542
12	0.8411	0.8411	0.8411	0.8269	0.8269	0.8269	0.8132	0.8132	0.8132
14	0.6179	0.6179	0.6179	0.6103	0.6103	0.6103	0.6027	0.6027	0.6027
16	0.4731	0.4731	0.4731	0.4686	0.4686	0.4686	0.4641	0.4641	0.4641
18	0.3738	0.3738	0.3738	0.3710	0.3710	0.3710	0.3682	0.3682	0.3682
20	0.3028	0.3028	0.3028	0.3009	0.3009	0.3009	0.2991	0.2991	0.2991

In addition to the above validation of the present solution's shape function, we can use the ref. [63] in which some admissible functions were employed (Table 7) which had appropriate results. As can be noticed, Fig. 4 exhibits an excellent agreement between the results of the present admissible function with those obtained from ref. [63]. The superiority of the present admissible function versus those pointed out in Table 7 can be the possibility of applying free edges and also simpler utilization and application.

Table 7. Admissible functions from literature

Boundary conditions	Suitable functions
SS	$Sin(\pi x/L)$
CC	$0.5(1-Cos(2\pi x/L))$ or $Sin^2(\pi x/L)$
CS	$0.1709382933(Sin(k_1 x) - k_1 L Cos(k_1 x) + k_1 L(1-(x/L)))$ $k_1=1.4318\pi/L$

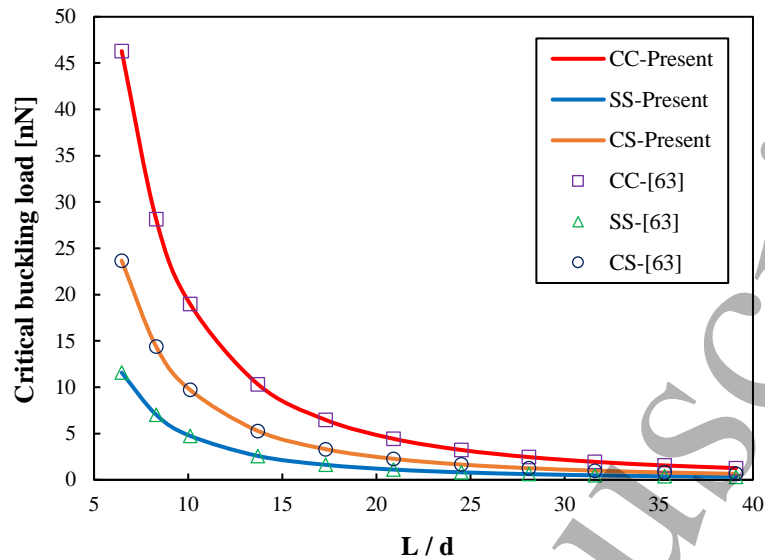


Fig. 4. Comparison of critical buckling loads for several boundary conditions vs. literature for a SWCNT ($l=0$, $e_0a=0$, $E=1TPa$, $\nu=0.19$, $d=1nm$)

5. Post-buckling of truncated conical SWCNTs

This section is concerned to assess and predict the post-critical buckling loads (PCL) of a truncated conical carbon nanotube (CCNT). First, in order to analyze the CCNT, the following material properties are utilized as [63-72]

$$0.5 \text{ nm} < e_0a < 0.8 \text{ nm} \text{ [64]}, \quad 0 < e_0a \leq 2 \text{ nm} \text{ [65-66]},$$

$$E=1000 \text{ nN/nm}^2, \quad \nu=0.19, \quad E_s=5.1882 \text{ N/m}$$

$$h=0.066 \text{ nm}, \quad R_{1o}=0.5 \text{ nm}, \quad d=2 R_{1o}$$

It is important to note that the above-mentioned quantities are averaged values and are related to an armchair carbon nanotube in a continuum schema [73-78]. As the armchair is a symmetrical nanotube, it is presumed as an isotropic beam.

To describe the influences of the Winkler foundation, Fig. 5a is shown for which the CCNT is in two cases, with the foundation and without it. To do this, SS boundary

conditions are taken into consideration. It is simply seen that increasing the length-to-diameter ratio whilst the foundation is eliminated leads to dropping the slope of the results of the PCL. However, while the foundation is embedded, the slope of the results decreased so that $L/d=15$ and then the slope goes up rapidly. These contrary outcomes for both cases can be interpreted physically based on the reverse transverse forces of the foundation. This means that when the CCNT is larger, the matrix embraces a stronger foundation. Because the foundation depends on the length of the model. And its length increases with the increase of the length of the CCNT, which leads to further stiffness of the medium.

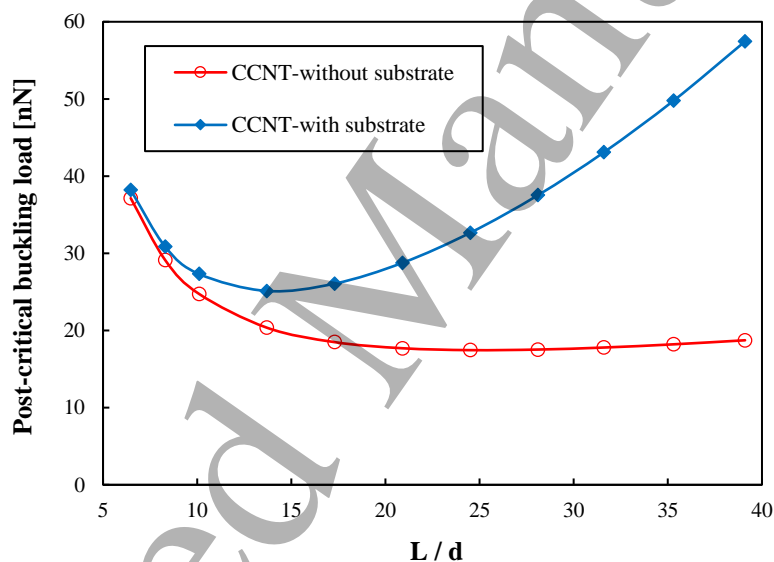


Fig. 5a. Post-critical buckling loads for present and absent of the foundation ($\theta=\pi/36$, k_w , $L=0.1GPa$, $k_{w-NL}=0.2GPa$, $e_0a=0.5$ nm, $l=0.1$ nm, SS)

On the other hand, Fig. 5b briefly examines several small-scale models for the CCNT with the increase of the length-to-diameter ratio for SS boundary conditions. There are strain gradient theory (SGT) for which we take $e_0a=0$ and $l=0.5$ nm, nonlocal theory of Eringen (NT) for which we have $e_0a=0.5$ nm and $l=0$, nonlocal strain gradient theory

(NSGT) for which the $e_0a=0$ and $l=0.2$ nm are used and classical (local) mechanics for which the $e_0a=0$ and $l=0$ should be employed. As it is clear, the large CCNTs make the various size-dependent theories insignificant leading to a macro scale model. In the nanoscale model, the SGT, separately, cannot be applicable in light of its results which are greater than classical mechanics. But, the NT and NSGT pose closer results to each other, and these are more executive theories in terms of continuum mechanics of nanomaterials. It is worth mentioning that the NSGT strongly depends on the value of the length scale parameter which can be determined for each nanomaterial in an experiment.

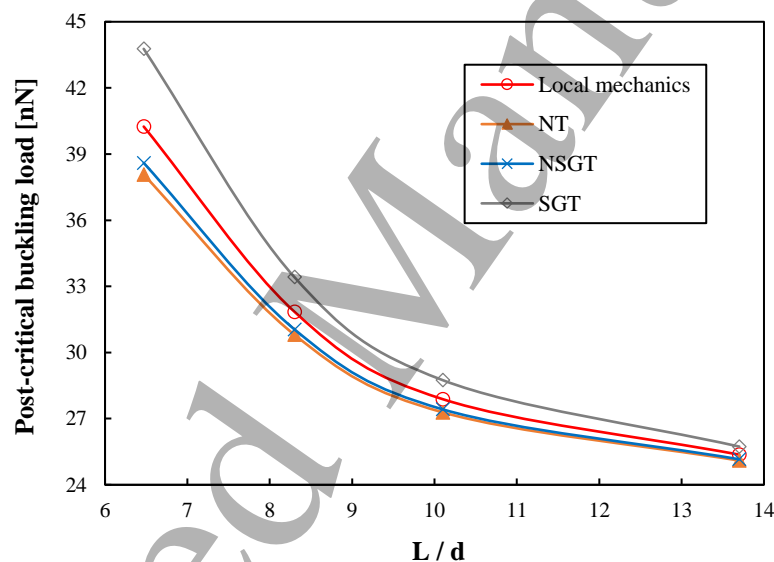


Fig. 5b. Post-critical buckling loads for several small-scale theories ($\theta=\pi/36$, $k_{w-L}=0.1GPa$, $k_{w-NL}=0.2GPa$, SS)

Fig. 6a considers the effects of the nonlinear term of the substrate versus the linear one by shifts in the strain gradient length scale parameter. As the literature proved it [79], in order to show the microstructural size-dependency of the nanostructures, there is a need to use the length scale parameter. The increase in this parameter presents a larger stiffness

of the nanomaterial. Such the property which is owing to lessening of size of the material from the macro up to nano has been found in the experiments for some micro/nanomaterials [80-82]. It is noteworthy to state that the influence of the nonlinear term is smaller than the linear one on the PCL. This is because the numerical results for post-buckling by use of the linear term of the Winkler are greater values in contrast to the results of the nonlinear term of the foundation. This result is taken from the four cases of Fig. 6a.

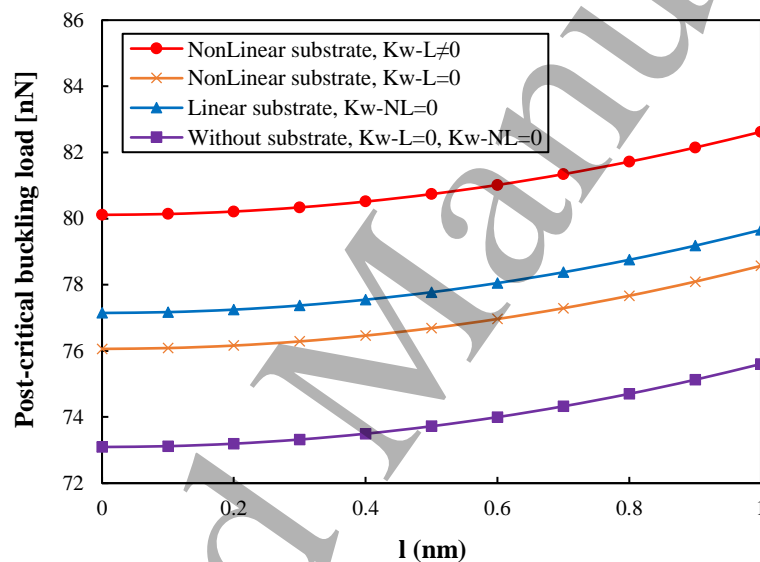


Fig. 6a. Effect of the linear Winkler medium vs. nonlinear one on the PCL ($L/d=20$, $\theta=\pi/18$, k_w , $k_{w-L}=0.1GPa$, $k_{w-NL}=0.1GPa$, $e_0a=1$ nm, SS)

Figures 6b and 6c reveal a comparison between two terms of the Winkler foundation. This means it has linear behavior versus nonlinear one for different boundary conditions. For the first figure, the value of the nonlinear term is neglected and the second figure, the value of the linear term is chosen as 0.1GPa. From the first figure, it can be seen that an increase in the linear term of Winkler affects considerably CS boundary conditions. And

also, the results of these edges conditions tend to be closer to the SS boundary conditions. The galvanized result for clarifying the effect of the nonlinear term can be, however, the parallelism of the three curves in using the nonlinear term by Fig. 6c.

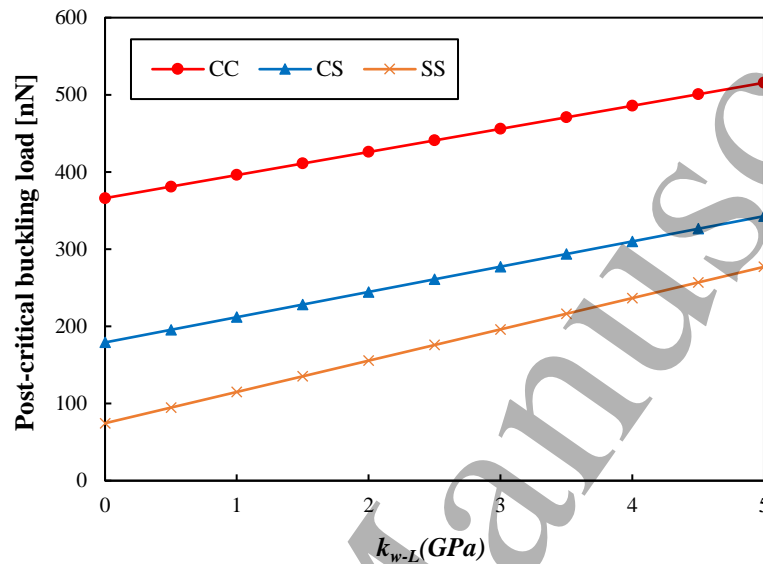


Fig. 6b. Effect of the Linear response of the foundation vs. various boundary conditions on the PCL ($L/d=20$, $l=h$, $\theta=\pi/18$, $e_0a=0.5$ nm)

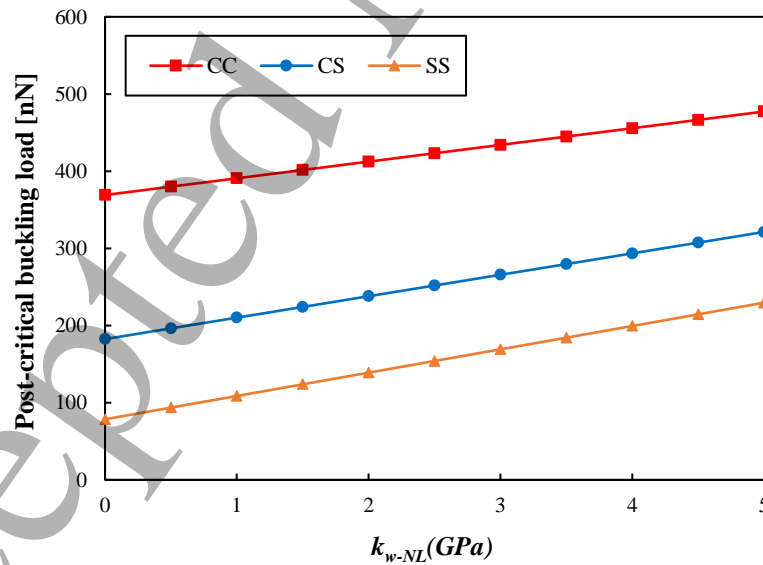


Fig. 6c. Effect of the nonlinear response of the foundation vs. various boundary conditions on the PCL ($L/d=20$, $l=h$, $k_{w-L}=0.1$ GPa, $\theta=\pi/18$, $e_0a=0.5$ nm)

Fig. 7a considers the effect of the taper angle for two boundary conditions, i.e. CC and CS groups in two cases of the matrix, linear and nonlinear behaviors. From this figure, one can observe that the nonlinear term of the foundation has no serious impact on the results of PCL under less flexible boundary conditions (clamped edges). In other words, in a CCNT with a large taper angle, there is no serious need to employ the nonlinear term of the matrix. Besides, it is seen that an increase in the taper angle generates the greater PCL which means that the taper angle establishes a stiffer nanotube.

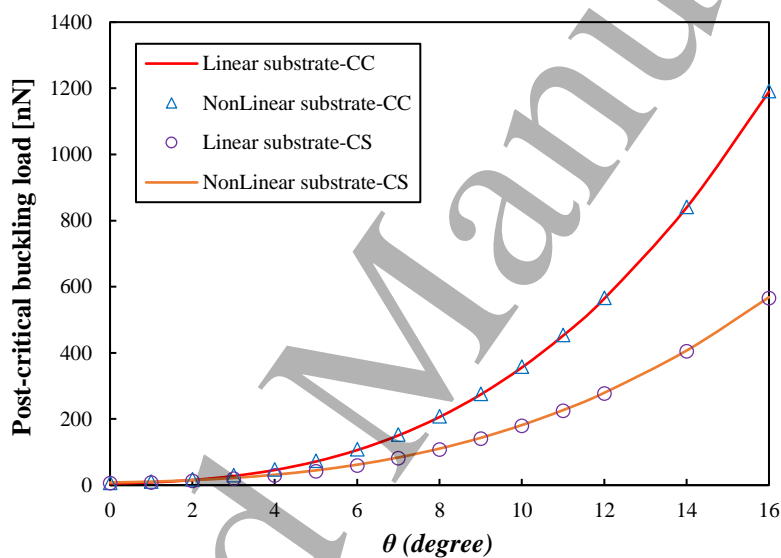


Fig. 7a. Effect of the taper angle vs. the Winkler foundation on the PCL ($L/d=20$, $l=h$, k_w , $k_w=0.1GPa$, $k_{w-NL}=0.1GPa$, $e_0a=0.8$ nm)

Fig. 7b shows the changes in the taper angle for CF and SS boundary conditions. It is germane to note that the increase of the taper angle leads to reducing the effect of the nonlinear term of the Winkler medium. This is due to the decline of the gap between the results of both nonlinear and linear foundation cases with increasing the conical angle. Furthermore, by comparing Fig. 7b with 7a, it is demonstrated that the influences of the

nonlinearity of the elastic matrix for nanotubes with CF and SS edge conditions are remarkably more than CC and CS ones. On the other hand, by looking at Fig. 7b, it is seen that the effect of the increase in the taper angle is noticeably more for the SS boundary conditions than CF ones. This is because the slope of the increase of the results of SS boundary conditions is considerably further than CF ones whilst the taper angle will increase. To conclude from Fig. 7a and Fig. 7b, one can claim that the effect of the nonlinear elastic foundation for less flexible boundary conditions is smaller.

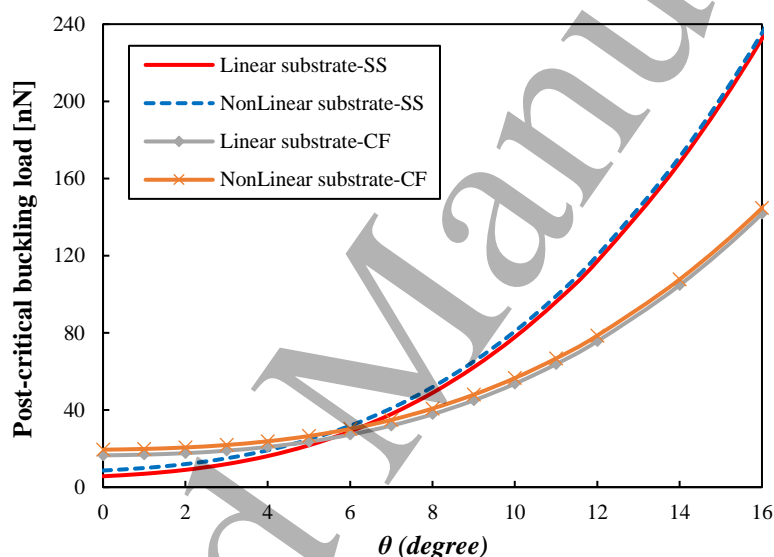


Fig. 7b. Effect of the taper angle vs. the Winkler foundation on the PCL ($L/d=20$, $l=h$, k_w - $l=0.1GPa$, $k_{w-NL}=0.1GPa$, $e_0a=0.8$ nm)

Fig. 7c depicts that by choosing the SS boundary conditions, the increase of the taper angle results in increasing the effect of surface in the CCNTs (because for SS when the surface effect is taken, at $\theta=0$ and $\theta=10^\circ$ the PCLs are 8.633 nN and 80.789 nN, respectively. But when the effect has been ignored, the post-buckling loads are 8.5593 nN and 78.7817 nN, respectively). This means that the gap of the numerical outcomes

(related to considering the surface effect and avoiding the effect) will be larger while the taper angle has been grown. This can be a rational conclusion in light of the increase of the taper angle which leads to an increase of the surface of the model and then the surface-to-volume ratio (STV). Therefore, more STV illustrates markedly the effect of the surface. As a matter of fact, for hinged boundaries, the surface effect is further significant than others. This can be proved by comparing the outcomes of SS boundary conditions and CF ones when the value of the taper angle has gone up. To conclude, although the results whilst the surface effect is investigated are approximately close to the results whilst the effect is neglected, the effect can play a crucial role in a small-scale domain in particular in some special situations and cannot be ignorable at all.

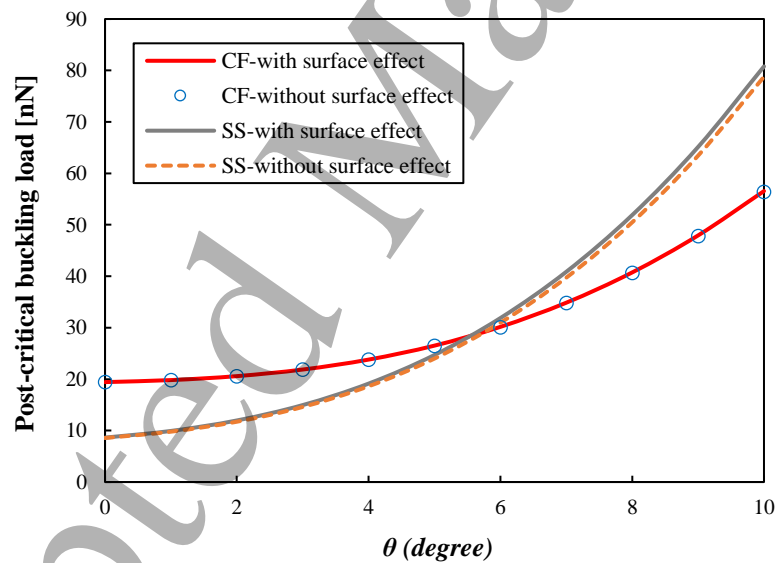


Fig. 7c. Effect of the taper angle vs. the surface effects on the PCL ($L/d=20$, $l=h$, $k_{w-L}=0.1GPa$, $k_{w-NL}=0.1GPa$, $e_0a=0.8$ nm)

Fig. 7d plots the results of the PCL for two boundary conditions, namely CF and SS with and without considering the Winkler base. This figure shows that whenever the

1
2
3
4
5
6
7 foundation has been removed, the numerical results for SS by the increase of the taper
8 angle are more than CF at all. However, when the foundation is taken into consideration,
9 before $\theta = 8$, the results of SS are smaller than the CF. This behavior can be because of
10 this fact that the elastic foundation makes the free edge of CCNT more rigid. Additionally,
11 it can be found from this figure that by increasing the taper angle the importance of the
12 foundation would be diminished. This is because of decreasing the distances of the curves
13 between two cases; with the nonlinear foundation and without the substrate for both
14 boundary conditions while the taper angle is getting larger.

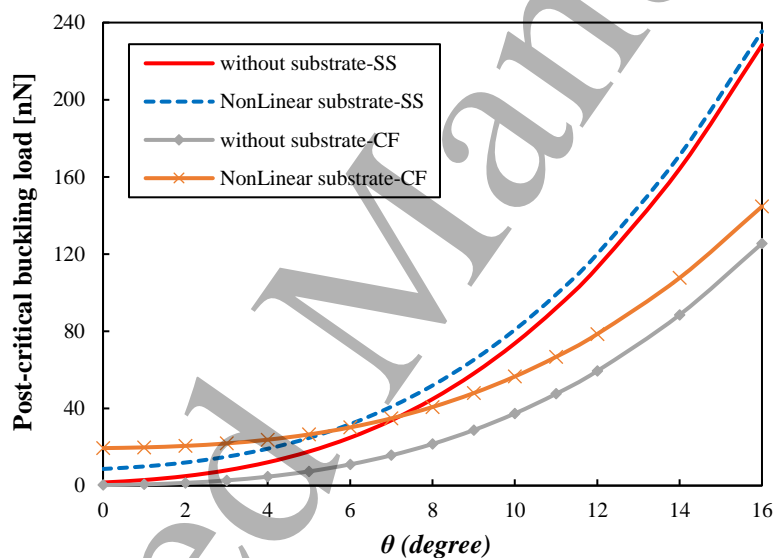


Fig. 7d. Effect of the taper angle vs. the Winkler foundation on the PCL ($L/d=20$, $l=h$, k_w
 $L=0.1GPa$, $k_{w-NL}=0.1GPa$, $e_0a=0.8$ nm)

48 Fig. 8a and 8b exhibit the impact of nonlocality versus the surface effect along with
49 different boundary conditions. As can be seen, with an increase in the nonlocal parameter
50 the slope of reducing results for the less flexible boundary conditions is increased.
51 Moreover, the increase of the nonlocality parameter does not affect the surface effect. In
52
53
54
55
56
57
58
59
60

addition, for CS and SS boundaries, the surface effect is a vital factor and for CC and CF ones the effect cannot play a serious role in order to analyze the nanostructure. It is interesting to declare that in CC boundary conditions, considering surface effect generates the results smaller than the manner of ignoring this effect. However, this behavior is completely reversed for SS, CF, and CS.

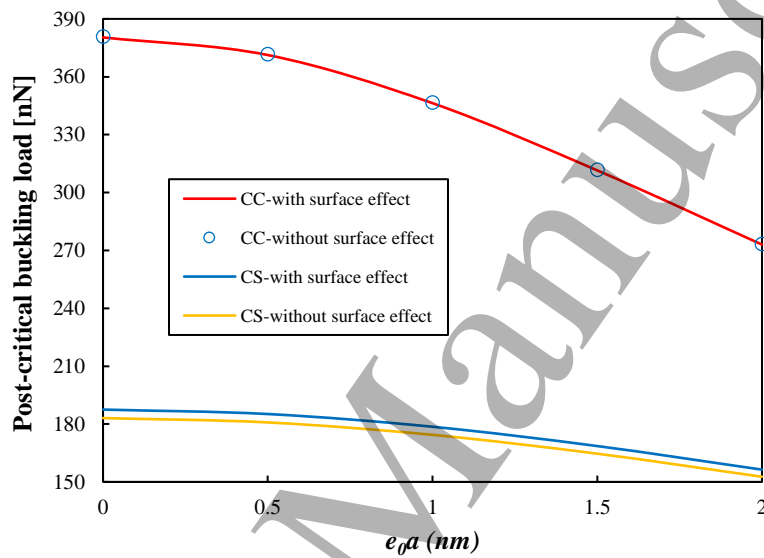


Fig. 8a. Effect of the nonlocal parameter vs. different boundary conditions on the PCL ($L/d=20$,

$$l=h, k_{w-L}=0.1GPa, k_{w-NL}=0.1GPa, \theta=\pi/18)$$

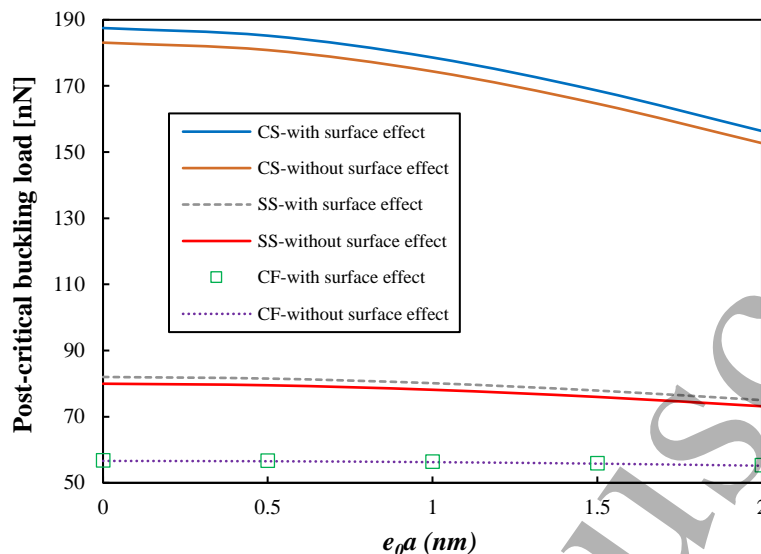


Fig. 8b. Effect of the nonlocal parameter vs. different boundary conditions on the PCL ($L/d=20$, $l=h$, $k_{w-L}=0.1GPa$, $k_{w-NL}=0.1GPa$, $\theta=\pi/18$)

5. Conclusions

This research was conducted to reveal the post-critical stability response of a truncated conical carbon nanotube by taking the nonlinear Winkler elastic substrate. To model the nanotube in the nanoscale domain, the surface, nonlocal and small size influences were captured. To solve the derived relations, the Rayleigh-Ritz semi-analytical solution technique was applied for which a new admissible function was also presented. The outcomes of this function perfectly showed its accuracy and precision. The numerical outcomes were demonstrated by figures and some obtained remark points are listed below:

* The CS and SS boundary conditions are influenced by the surface effect more than other ones.

1
2
3
4
5
6
7 * Increasing the taper angle increased the effect of surface and decreased the effect of the
8 nonlinear term of the matrix.
9

10
11
12 * The taper angle increased remarkably the PCL for less flexible boundary conditions.
13

14
15 * The nonlinear term of the foundation was further effective for the more flexible
16 boundary conditions.
17

18
19
20 * Taking the surface effect made the PCL larger for CF, CS and SS and smaller for CC
21 boundary conditions.
22
23
24

25 26 27 **Acknowledgements**

28
29 The second author acknowledges the support of the Government of the Russian
30 Federation (contract No. 14.Z50.31.0046).
31
32

33 34 35 **References**

36
37 [1] Z. Isfahani, M. T. Samadi, M. Alavi, N. Manuchehrpoor, M. Bakhani, Efficiency of Carbon
38 Nanotubes in Municipal Solid Waste Landfill Leachate (Case Study: Treatment of Hamadan
39 Landfill Leachate), Journal of water and Wastewater (in persian) 23 (2012) 67-72.
40
41
42

43
44 [2] S. Iijima, Helical microtubes of graphitic carbon, Nature 354 (1991) 56–8.
45

46
47 [3] S. Iijima, T. Ichihashi, Single-shell carbon nanotubes of 1-nm diameter, Nature 363 (1993)
48 603–635.
49
50

51
52 [4] W. J. Chang and S. S. Chu, Analytical solution of flexural vibration responses on taped atomic
53 force microscope cantilevers, Physics Letters A 309 (2003) 133-137.
54
55
56
57
58
59
60

- 1
2
3
4
5
6
7 [5] W. J. Chang, T. H. Fang, H. L. Lee, and Y. C. Yang, Vibration sensitivity of the scanning
8 near-field optical microscope with a tapered optical fiber probe, *Ultramicroscopy* 102 (2005) 85-
9 92.
10
11
12
13
14 [6] I. C. Chen, L. H. Chen, X. R. Ye, C. Daraio, S. Jin, C. A. Orme, A. Quist, R. La, Extremely
15 sharp carbon nanocone probes for atomic force microscopy imaging, *Applied Physics Letters* 88
16 (2006) 153102.
17
18
19
20
21 [7] K. Huo, X. Zhang, L. Hu, X. Sun, J. Fu, P. K. Chu, One-step growth and field emission
22 properties of quiasaligned Ti O₂ nanowire/carbon nanocone core-shell nanostructure arrays on Ti
23 substrates, *Applied Physics Letter* 93 (2008) 013105.
24
25
26
27
28 [8] Z. Siwy, E. Heins, C. C. Harrell, P. Kohli, and C. R. Martin, Conical-nanotube ion-current
29 rectifiers: the role of surface charge, *Journal of the American Chemical Society* 126 (2004) 10850-
30 10851.
31
32
33
34
35 [9] L. T. Sexton, L. P. Horne, S. A. Sherrill, G. W. Bishop, L. A. Baker, and C. R. Martin,
36 Resistive-Pulse Studies of Proteins and Protein/Antibody Complexes Using a Conical Nanotube
37 Sensor, *Journal of the American Chemical Society* 129 (2007) 13144-13152.
38
39
40
41
42 [10] Zh. Lou, Ch. Chen, Q. Chen, Growth of Conical Carbon Nanotubes by Chemical Reduction
43 of MgCO₃, *Journal of Physics and Chemistry B* 109 (2005) 10557-10560.
44
45
46
47
48 [11] W. J. Chang, H. L. Lee, Free vibration of an embedded conical nanotube with surface effect,
49 *Digest Journal of Nanomaterials and Biostructures* 8 (2013) 1325-1333.
50
51
52
53 [12] H. L. Lee, W. J. Chang, Surface effects on frequency analysis of nanotubes using nonlocal
54 Timoshenko beam theory, *Journal of Applied Physics* 108 (2010) 093503.
55
56
57
58
59
60

1
2
3
4
5
6
7 [13] T. Chang, G. Li, X. Guo, Elastic axial buckling of carbon nanotubes via a molecular
8 mechanics model, *Carbon* 43 (2005) 287–294.
9

10
11 [14] Y. Yan, W. Q. Wang, L. X. Zhang, Nonlocal effect on axially compressed buckling of triple-
12 walled carbon nanotubes under temperature field, *Applied Mathematical Modelling* 34 (2010)
13 3422–3429.
14
15
16

17
18 [15] H. Shima, Buckling of Carbon Nanotubes: A State of the Art Review, *Materials* 5 (2012) 47-
19 84.
20
21
22

23
24 [16] B. L. Wang, M. Hoffman, A. B. Yu, Buckling analysis of embedded nanotubes using gradient
25 continuum theory, *Mechanics of Materials* 45 (2012) 52–60.
26
27
28

29
30 [17] H. M. Berrabah, N. Z. Sekrane and B. E. Adda, Buckling Analysis of Single-Walled Carbon
31 Nanotubes Embedded in an Elastic Medium under Axial Compression Using Non-Local
32 Timoshenko Beam Theory, *Journal of Advanced Research in Applied Mechanics* 17 (2016) 1-13.
33
34
35

36
37 [18] B. Akgöz, Ö. Civalek, A size-dependent beam model for stability of axially loaded carbon
38 nanotubes surrounded by Pasternak elastic foundation, *Composite Structures* 176 (2017) 1028-
39 1038.
40
41
42

43
44 [19] R. Rafiee, R. Maleki Moghadam, On the modeling of carbon nanotubes: A critical review,
45 *Composites Part B: Engineering* 56 (2014) 435-449.
46
47
48

49
50 [20] L. J. Sudak, Column buckling of multiwalled carbon nanotubes using nonlocal continuum
51 mechanics, *Journal of Applied Physics* 94 (2003) 7281.
52
53
54
55
56
57
58
59
60

- 1
2
3
4
5
6
7 [21] M. Rahmanian, M. A. Torkaman-Asadi, R. D. Firouz-Abadi, M. A. Kouchakzadeh, Free
8 vibrations analysis of carbon nanotubes resting on Winkler foundations based on nonlocal models,
9 Physica B: Condensed Matter 484 (2016) 83-94.
10
11
12
13
14 [22] R. Mao, F. H. Ling, Post-Critical Behavior of Thin-Walled Composite Beams, Thin-Walled
15 Structures 18 (1994) 291-316.
16
17
18
19 [23] X. Song, S.-R. Li, Thermal buckling and post-buckling of pinned-fixed Euler-Bernoulli
20 beams on an elastic foundation, Mechanics Research Communications 34 (2007) 164-171.
21
22
23
24 [24] N. Challamel, On the post-buckling of elastic beams on gradient foundation, C. R. Mecanique
25 339 (2011) 396-405.
26
27
28
29 [25] N. Silvestre, B. Faria, J. N. Canongia Lopes, A molecular dynamics study on the thickness
30 and post-critical strength of carbon nanotubes, Composite Structures 94 (2012) 1352-1358.
31
32
33
34 [26] R. Ansari, R. Gholami, S. Sahmani, Prediction of compressive post-buckling behavior of
35 single-walled carbon nanotubes in thermal environments, Applied Physics A 113 (2013) 145-153.
36
37
38
39 [27] S. D. Akbas, Large post-buckling behavior of Timoshenko beams under axial compression
40 loads, Structural Engineering and Mechanics 51 (2014) 955-971.
41
42
43
44 [28] R. Ansari, M. Faghieh Shojaei, V. Mohammadi, R. Gholami, H. Rouhi, Buckling and
45 postbuckling of single-walled carbon nanotubes based on a nonlocal Timoshenko beam model,
46 Journal of Applied Mathematics and Mechanics 95 (2014) 939-951.
47
48
49
50 [29] G.-L. She, F.-G. Yuan, Y.-R. Ren, W.-S. Xiao, On buckling and postbuckling behavior of
51 nanotubes, International Journal of Engineering Science 121 (2017) 130-142.
52
53
54
55
56
57
58
59
60

1
2
3
4
5
6
7 [30] H. L. Dai , S. Ceballes , A. Abdelkefi , Y. Z. Hong , L. Wang , Exact modes for post-buckling
8 characteristics of nonlocal nanobeams in a longitudinal magnetic field, *Applied Mathematical*
9 *Modelling* 55 (2018) 758-775.

10
11
12
13
14 [31] H. Asadi, M. M. Aghdam, Large amplitude vibration and post-buckling analysis of variable
15 cross-section composite beams on nonlinear elastic foundation, *International Journal of*
16 *Mechanical Sciences* 79 (2014) 47–55.

17
18
19
20
21 [32] H. Babaei, Y. Kiani, M. R. Eslami, Thermal Buckling and Post-buckling Analysis of
22 Geometrically Imperfect FGM Clamped Tubes on Nonlinear Elastic Foundation, *Applied*
23 *Mathematical Modelling* 71 (2019) 12-30.

24
25
26
27
28 [33] C. W. Lim, G. Zhang, J. N. Reddy, A Higher-order nonlocal elasticity and strain gradient
29 theory and Its Applications in wave propagation, *Journal of the Mechanics and Physics of Solids*
30 *78* (2015) 298-313.

31
32
33
34
35 [34] G.-L. She, Y.-R. Ren, K.-M. Yan, On snap-buckling of porous FG curved nanobeams, *Acta*
36 *Astronautica* 161 (2019) 475-484.

37
38
39
40
41 [35] G.-L. She, F.-G. Yuan, B. Karami, Y.-R. Ren, W.-S. Xiao, On nonlinear bending behavior
42 of FG porous curved nanotubes, *International Journal of Engineering Science* 135 (2019) 58-74.

43
44
45
46 [36] M. R. Barati, N. M. Faleh, A. M. Zenkour, Dynamic response of nanobeams subjected to
47 moving nanoparticles and hygro-thermal environments based on nonlocal strain gradient theory,
48 *Mechanics of Advanced Materials and Structures* 26 (2019) 1661-1669.
49
50
51
52
53
54
55
56
57
58
59
60

1
2
3
4
5
6
7 [37] M. H. Ghayesh, A. Farajpour, Nonlinear coupled mechanics of nanotubes incorporating
8 both nonlocal and strain gradient effects, *Mechanics of Advanced Materials and Structures*,
9 (2018), <https://doi.org/10.1080/15376494.2018.1473537>.

10
11
12
13
14 [38] B. Karami, D. Shahsavari, M. Janghorban, Wave propagation analysis in functionally graded
15 (FG) nanoplates under in-plane magnetic field based on nonlocal strain gradient theory and four
16 variable refined plate theory, *Mechanics of Advanced Materials and Structures* 25 (2018) 1047-
17 1057.

18
19
20
21
22
23 [39] M. Malikan, V. B. Nguyen, F. Tornabene, Damped forced vibration analysis of single-walled
24 carbon nanotubes resting on viscoelastic foundation in thermal environment using nonlocal strain
25 gradient theory, *Engineering Science and Technology, an International Journal* 21 (2018) 778-
26 786.

27
28
29
30
31
32 [40] M. Malikan, V. B. Nguyen, Buckling analysis of piezo-magnetolectric nanoplates in
33 hygrothermal environment based on a novel one variable plate theory combining with higher-
34 order nonlocal strain gradient theory, *Physica E: Low-dimensional Systems and Nanostructures*
35 102 (2018) 8-28.

36
37
38
39
40
41 [41] M. Malikan, R. Dimitri, F. Tornabene, Effect of sinusoidal corrugated geometries on the
42 vibrational response of viscoelastic nanoplates, *Applied Sciences* 8 (2018) 1432.

43
44
45
46
47 [42] M. Malikan, V. B. Nguyen, F. Tornabene, Electromagnetic forced vibrations of composite
48 nanoplates using nonlocal strain gradient theory, *Materials Research Express* 5 (2018) 075031.

49
50
51
52 [43] M. Malikan, R. Dimitri, F. Tornabene, Transient response of oscillated carbon nanotubes with
53 an internal and external damping, *Composites Part B: Engineering* 158 (2019) 198-205.
54
55
56
57
58
59
60

1
2
3
4
5
6
7 [44] M. Malikan, V. B. Nguyen, R. Dimitri, F. Tornabene, Dynamic modeling of non-cylindrical
8 curved viscoelastic single-walled carbon nanotubes based on the second gradient theory, *Materials*
9 *Research Express* 6 (2019) 075041.

10
11
12
13
14 [45] S. K. Jena, S. Chakraverty, M. Malikan, Implementation of Haar wavelet, higher order Haar
15 wavelet, and differential quadrature methods on buckling response of strain gradient nonlocal beam
16 embedded in an elastic medium, *Engineering with Computers* (2019).
17 <https://doi.org/10.1007/s00366-019-00883-1>

18
19
20
21
22
23 [46] S. K. Jena, S. Chakraverty, M. Malikan, F. Tornabene, Stability analysis of single-walled carbon
24 nanotubes embedded in winkler foundation placed in a thermal environment considering the surface
25 effect using a new refined beam theory (2019). <https://doi.org/10.1080/15397734.2019.1698437>

26
27
28
29
30
31 [47] M. Malikan, M. Krasheninnikov, V. A. Eremeyev, Torsional stability capacity of a nano-
32 composite shell based on a nonlocal strain gradient shell model under a three-dimensional magnetic
33 field, *International Journal of Engineering Science* (2020).
34 <https://doi.org/10.1016/j.ijengsci.2019.103210>

35
36
37
38
39
40 [48] H. Abdoul-Anziz, P. Seppecher, C. Bellis, Homogenization of frame lattices leading to second
41 gradient models coupling classical strain and strain-gradient terms, *Mathematics and Mechanics of*
42 *Solids* 24 (2019) 3976-3999.

43
44
45
46
47 [49] R. Ansari, S. Sahmani, H. Rouhi, Axial buckling analysis of single-walled carbon nanotubes in
48 thermal environments via the Rayleigh–Ritz technique, *Computational Materials Science* 50 (2011)
49 3050–3055.
50
51
52
53
54
55
56
57
58
59
60

1
2
3
4
5
6
7 [50] K. K. Pradhan, S. Chakraverty, Free vibration of Euler and Timoshenko functionally graded
8 beams by Rayleigh–Ritz method, *Composites: Part B* 51 (2013) 175–184.

9
10
11 [51] M. Teifouet, A. Robinson, S. Adali, Buckling of nonuniform carbon nanotubes under
12 concentrated and distributed axial loads, *Mechanical Sciences* 8 (2017) 299–305.

13
14
15 [52] M. Teifouet A. Robinson, S. Adali, Buckling of nonuniform and axially functionally graded
16 nonlocal Timoshenko nanobeams on Winkler-Pasternak foundation, *Composite Structures* 206
17 (2018) 95-103.

18
19
20 [53] M. Malikan, M. Jabbarzadeh, S. Dastjerdi, Non-linear static stability of bi-layer carbon
21 nanosheets resting on an elastic matrix under various types of in-plane shearing loads in thermo-
22 elasticity using nonlocal continuum, *Microsystem Technologies* 23 (2017) 2973–2991.

23
24
25 [54] M. E. Golmakani, M. Malikan, M. N. Sadraee Far, H. R. Majidi, Bending and buckling
26 formulation of graphene sheets based on nonlocal simple first order shear deformation theory,
27 *Materials Research Express* 5 (2018) 065010.

28
29
30 [55] M. Malikan, M. N. Sadraee Far, Differential quadrature method for dynamic buckling of
31 graphene sheet coupled by a viscoelastic medium using neperian frequency based on nonlocal
32 elasticity theory, *Journal of Applied and Computational Mechanics* 4 (2018) 147-160.

33
34
35 [56] M. E. Golmakani, M. Ahmadpour, M. Malikan, Thermal buckling analysis of circular bilayer
36 graphene sheets resting on an elastic matrix based on nonlocal continuum mechanics, *Journal of*
37 *Applied and Computational Mechanics* (2019). DOI: 10.22055/JACM.2019.31299.1859

38
39
40 [57] X. J. Xu, X. C. Wang, M. L. Zheng, Z. Ma, Bending and buckling of nonlocal strain gradient
41 elastic beams, *Composite Structures* 160 (2017) 366-377.

42
43
44
45
46
47
48
49
50
51
52
53
54
55
56
57
58
59
60
Accepted Manuscript

[58] X. J. Xu, Z. C. Deng, Variational principles for buckling and vibration of MWCNTs modeled by strain gradient theory, *Applied Mathematics and Mechanics* 35 (2014) 1115-28.

[59] M. T. A. Robinson, S. Adali, Variational solution for buckling of nonlocal carbon nanotubes under uniformly and triangularly distributed axial loads, *Composite Structures* 156 (2016) 101-107.

[60] M. H. Kahrobaian, M. Rahaeifard, M. T. Ahmadian, A nonlinear strain gradient beam formulation, *International Journal of Engineering Science*, 49 (2011) 1256-67.

[61] C. M. Wang, Y. Y. Zhang, S. S. Ramesh, S. Kitipornchai, Buckling analysis of micro- and nanorods/tubes based on nonlocal Timoshenko beam theory, *Journal of Physics D: Applied Physics* 39 (2006) 3904-3909.

[62] S. C. Pradhan, G. K. Reddy, Buckling analysis of single walled carbon nanotube on Winkler foundation using nonlocal elasticity theory and DTM, *Computational Materials Science* 50 (2011) 1052–1056.

[63] J. B. Gunda, Thermal post-buckling & large amplitude free vibration analysis of Timoshenko beams: Simple closed-form solutions, *Applied Mathematical Modelling* 38 (2014) 4548–4558.

[64] R. Ansari, S. Sahmani, H. Rouhi, Rayleigh–Ritz axial buckling analysis of single-walled carbon nanotubes with different boundary conditions, *Physics Letters A* 375 (2011) 1255–1263.

[65] W. H. Duan, C. M. Wang, Exact solutions for axisymmetric bending of micro/nanoscale circular plates based on nonlocal plate theory, *Nanotechnology* 18 (2007) 385704.

[66] W. H. Duan, C. M. Wang, Y. Y. Zhang, Calibration of nonlocal scaling effect parameter for free vibration of carbon nanotubes by molecular dynamics, *Journal of Applied Physics* 101 (2007) 24305.

- 1
2
3
4
5
6
7 [67] A. C. Eringen, On differential equations of nonlocal elasticity and solutions of screw dislocation
8 and surface waves, *Journal of Applied Physics* 54 (1983) 4703–4710.
9
10
11 [68] B. I. Yakobson, C. J. Brabec, J. Bernholc, Nanomechanics of carbon tubes: instabilities beyond
12 linear response, *Physical Review Letters* 76 (1996) 2511–2514.
13
14
15 [69] R. E. Miller, V. B. Shenoy, Size-dependent elastic properties of nanosized structural elements,
16 *Nanotechnology* 11 (2000) 139.
17
18
19 [70] X. Chen, C. Q. Fang, X. Wang, The influence of surface effect on vibration behaviors of carbon
20 nanotubes under initial stress, *Physica E* 85 (2017) 47–55.
21
22
23 [71] J. Niiranen, V. Balobanov, J. Kiendl, S. B. Hosseini, Variational formulations, model
24 comparisons and numerical methods for Euler–Bernoulli micro-and nano-beam models,
25 *Mathematics and Mechanics of Solids* 24 (2019) 312–335.
26
27
28 [72] V. A. Eremeyev, On effective properties of materials at the nano-and microscales considering
29 surface effects, *Acta Mechanica* 227 (2016) 29–42.
30
31
32 [73] P. S. Rao, S. Anandatheertha, G. Narayana Naik, S. Gopalakrishnan, Estimation of mechanical
33 properties of single wall carbon nanotubes using molecular mechanics approach, *Indian Academy of*
34 *Sciences* 40 (2015) 1301–1311.
35
36
37 [74] Y. Wang, X. Wang, X. Ni, H. Wu, Simulation of the elastic response and the buckling modes
38 of single-walled carbon nanotubes, *Computational Materials Science* 32 (2005) 141–146.
39
40
41 [75] Y. J. Peng, L. Y. Zhang, Q. H. Jin, B. H. Li, D. T. Ding, Ab-initio studies of elastic properties
42 and electronic structures of C and BN nanotubes, *Physica E* 33 (2006) 155–159.
43
44
45
46
47
48
49
50
51
52
53
54
55
56
57
58
59
60

1
2
3
4
5
6
7 [76] L. Li, Y. Hu, Post-buckling analysis of functionally graded nanobeams incorporating nonlocal
8 stress and microstructure-dependent strain gradient effects, *International Journal of Mechanical*
9 *Sciences* 120 (2017) 159-170.

10
11
12
13
14 [77] M. Meo, M. Rossi, A molecular-mechanics based finite element model for strength prediction
15 of single wall carbon nanotubes, *Materials Science and Engineering: A* 454-455 (2007) 170-177.

16
17
18
19 [78] M. M. L. Treacy, T. W. Ebbesen, J. M. Gibson, Exceptionally high Young's modulus observed
20 for individual carbon nanotubes, *Nature (London)* 381 (1996) 678-680.

21
22
23
24 [79] S. L. Mielke, D. Troy, S. Zhang, J. L. Li, S. Xiao, R. Car, R. S. Ruoff, G. C. Schatz, T.
25 Belytschko, The role of vacancy defects and holes in the fracture of carbon nanotubes, *Chemical*
26 *Physics Letters* 390 (2004) 413-420.

27
28
29
30 [80] Q. Ma, D. R. Clarke, Size Dependent Hardness in Silver Single Crystals, *Journal of Materials*
31 *Research* 10 (1995) 853-863.

32
33
34
35 [81] W. J. Pooleh, M. F. Ashby, N. A. Fleck, Micro-Hardness of Annealed and Work-Hardened
36 Copper Polycrystals, *Scripta Materialia* 34 (1996) 559-564.

37
38
39
40 [82] Y. Y. Lim, M. M. Chaudhri, Effect of the Indenter Load on the Nano hardness of Ductile Metals:
41 An Experimental Study of Polycrystalline Work-Hardened and Annealed Oxygen-Free Copper,
42 *Philosophical Magazine A* 79 (1999) 2979-3000.

43
44
45
46
47
48
49
50
51
52
53
54
55
56
57
58
59
60