

Study of the lineshape of the $\chi_{c1}(3872)$ state

R. Aaij *et al.**
(LHCb Collaboration)

 (Received 29 May 2020; accepted 21 September 2020; published 12 November 2020)

A study of the lineshape of the $\chi_{c1}(3872)$ state is made using a data sample corresponding to an integrated luminosity of 3 fb^{-1} collected in pp collisions at center-of-mass energies of 7 and 8 TeV with the LHCb detector. Candidate $\chi_{c1}(3872)$ and $\psi(2S)$ mesons from b -hadron decays are selected in the $J/\psi\pi^+\pi^-$ decay mode. Describing the lineshape with a Breit-Wigner function, the mass splitting between the $\chi_{c1}(3872)$ and $\psi(2S)$ states, Δm , and the width of the $\chi_{c1}(3872)$ state, Γ_{BW} , are determined to be $\Delta m = 185.598 \pm 0.067 \pm 0.068 \text{ MeV}$, where the first uncertainty is statistical and the second systematic. Using a Flatté-inspired model, the mode and full width at half maximum of the lineshape are determined to be $\text{mode} = 3871.69^{+0.00+0.05}_{-0.04-0.13} \text{ MeV}$, $\text{FWHM} = 0.22^{+0.07+0.11}_{-0.06-0.13} \text{ MeV}$. An investigation of the analytic structure of the Flatté amplitude reveals a pole structure, which is compatible with a quasibound $D^0\bar{D}^{*0}$ state but a quasivirtual state is still allowed at the level of 2 standard deviations.

DOI: [10.1103/PhysRevD.102.092005](https://doi.org/10.1103/PhysRevD.102.092005)

I. INTRODUCTION

The last two decades have seen a resurgence of interest in the spectroscopy of nonconventional (exotic) charmonium states [1] starting with the observation of the charmonium-like $\chi_{c1}(3872)$ state by the Belle Collaboration [2]. Though the existence of the $\chi_{c1}(3872)$ particle has been confirmed by many experiments [3–7] with quantum numbers measured to be 1^{++} [8,9], its nature is still uncertain. Several exotic interpretations have been suggested: e.g., a tetraquark [10], a loosely bound deuteronlike $D^0\bar{D}^{*0}$ molecule [11] or a charmonium-molecule mixture [12].

A striking feature of the $\chi_{c1}(3872)$ state is the proximity of its mass to the sum of the D^{*0} and D^0 meson masses. Accounting for correlated uncertainties due to the knowledge of the kaon mass, this sum is evaluated to be $m_{D^0} + m_{D^{*0}} = 3871.70 \pm 0.11 \text{ MeV}$ [13]. The molecular interpretation of the $\chi_{c1}(3872)$ state requires it to be a bound state. Assuming a Breit-Wigner lineshape, this implies that $\delta E \equiv m_{D^0} + m_{D^{*0}} - m_{\chi_{c1}(3872)} > 0$. Current knowledge of δE is limited by the uncertainty on the $\chi_{c1}(3872)$ mass, motivating a more precise determination of this quantity. The nature of the $\chi_{c1}(3872)$ state can also be elucidated by studies of its lineshape. This has been analyzed by several experiments assuming a Breit-Wigner function [3,5,14].

*Full author list given at the end of the article.

Published by the American Physical Society under the terms of the [Creative Commons Attribution 4.0 International license](https://creativecommons.org/licenses/by/4.0/). Further distribution of this work must maintain attribution to the author(s) and the published article's title, journal citation, and DOI. Funded by SCOAP³.

The current upper limit on the natural width, Γ_{BW} , is 1.2 MeV at 90% confidence level [15].

In this analysis a sample of $\chi_{c1}(3872) \rightarrow J/\psi\pi^+\pi^-$ candidates produced in inclusive b -hadron decays is used to measure precisely the mass and to determine the lineshape of the $\chi_{c1}(3872)$ meson. Studies are made assuming both a Breit-Wigner lineshape and a Flatté-inspired model that accounts for the opening up of the \bar{D}^0D^{*0} threshold [16,17]. The analysis uses a data sample corresponding to an integrated luminosity of 3 fb^{-1} of data collected in pp collisions at center-of-mass energies of 7 and 8 TeV during 2011 and 2012 using the LHCb detector.

II. DETECTOR AND SIMULATION

The LHCb detector [18,19] is a single-arm forward spectrometer covering the pseudorapidity range $2 < \eta < 5$, designed for the study of particles containing b or c quarks. The detector includes a high-precision tracking system consisting of a silicon-strip vertex detector surrounding the pp interaction region [20], a large-area silicon-strip detector (TT) located upstream of a dipole magnet with a bending power of about 4Tm, and three stations of silicon-strip detectors and straw drift tubes [21] placed downstream of the magnet. The tracking system provides a measurement of momentum, p , of charged particles with a relative uncertainty that varies from 0.5% at low momentum to 1.0% at 200 GeV. As described in Refs. [22,23] the momentum scale is calibrated using samples of $J/\psi \rightarrow \mu^+\mu^-$ and $B^+ \rightarrow J/\psi K^+$ decays collected concurrently with the data sample used for this analysis. The relative accuracy of this procedure is estimated to be 3×10^{-4} using

samples of other fully reconstructed b hadrons, Υ and K_S^0 mesons. The minimum distance of a track to a primary vertex (PV), the impact parameter (IP), is measured with a resolution of $(15 + 29/p_T) \mu\text{m}$, where p_T is the component of the momentum transverse to the beam, in GeV.

Different types of charged hadrons are distinguished using information from two ring-imaging Cherenkov (RICH) detectors. Photons, electrons and hadrons are identified by a calorimeter system consisting of scintillating-pad and preshower detectors, an electromagnetic calorimeter and a hadronic calorimeter. Muons are identified by a system composed of alternating layers of iron and multiwire proportional chambers [24].

The online event selection is performed by a trigger [25], which consists of a hardware stage based on information from the calorimeter and muon systems, followed by a software stage, where a full event reconstruction is made. Candidate events are required to pass the hardware trigger, which selects muon and dimuon candidates with high p_T based upon muon system information. The subsequent software trigger is composed of two stages. The first performs a partial event reconstruction and requires events to have two well-identified oppositely charged muons and that the mass of the pair is larger than 2.7 GeV. The second stage performs a full event reconstruction. Events are retained for further processing if they contain a displaced $\mu^+\mu^-$ vertex. The decay vertex is required to be well separated from each reconstructed PV of the proton-proton interaction by requiring the distance between the PV and the $\mu^+\mu^-$ vertex divided by its uncertainty to be greater than 3.

To study the properties of the signal and the most important backgrounds, simulated samples of pp collisions are generated using PYTHIA [26] with a specific LHCb configuration [27]. Decays of hadronic particles are described by EvtGen [28], in which final-state radiation is generated using PHOTOS [29]. The interaction of the generated particles with the detector, and its response, are implemented using the GEANT4 toolkit [30] as described in Ref. [31]. For the study of the lineshape it is important that the simulation models well the mass resolution. The simulation used in this study reproduces the observed mass resolution for selected samples of $B^+ \rightarrow J/\psi K^+$, $B^0 \rightarrow J/\psi K^+\pi^-$, $B_s^0 \rightarrow J/\psi\phi$ and $B^+ \rightarrow J/\psi K^+\pi^+\pi^-$ decays within 5%. To further improve the agreement for the mass resolution between the data and simulation, scale factors are determined using a large sample of $\psi(2S) \rightarrow J/\psi\pi^+\pi^-$ decays collected concurrently with the $\chi_{c1}(3872)$ sample. This will be discussed in detail below.

III. SELECTION

The selection of $\chi_{c1}(3872) \rightarrow J/\psi\pi^+\pi^-$ candidates from b -hadron decays is performed in two steps. First, loose selection criteria are applied that reduce the background from random combinations of tracks significantly while

retaining high signal efficiency. Subsequently, a multivariate selection is used to further reduce this combinatorial background. In both steps, the selection requirements are chosen to reduce background while selecting well reconstructed candidates. The requirements are optimized using simulated signal decays together with a sample of selected candidates in the data where the charged pions have the same sign. The latter sample is found to be a good proxy to describe the background shape. Though the selection criteria are tuned using the $\chi_{c1}(3872)$ simulation sample, the $\psi(2S) \rightarrow J/\psi\pi^+\pi^-$ decay mode is also selected with high efficiency and used for calibration.

The selection starts from a pair of oppositely charged particles identified as muons. Incorrectly reconstructed tracks are suppressed by imposing a requirement on the output of a neural network trained to discriminate between these and trajectories from real particles. To select $J/\psi \rightarrow \mu^+\mu^-$ candidates, the two muons are required to originate from a common vertex that is significantly displaced from any PV. The difference between the reconstructed invariant mass of the pair and the known value of the J/ψ mass [32] is required to be within 3 times the uncertainty on the reconstructed mass of the $\mu^+\mu^-$ pair.

Pion candidates are selected using the same track-quality requirements as the muons. Information from the muon system is used to reject pions that decayed in the spectrometer since these pions tend to have poorly reconstructed trajectories which result in $\chi_{c1}(3872)$ candidates with worse mass resolution. Combinatorial background is suppressed by requiring that the χ_{IP}^2 of the pion candidates defined as the difference between the χ^2 of the PV reconstructed with and without the considered particle, is larger than 4 for all PVs. Good pion identification is ensured by applying a requirement on a variable that combines information from the RICH detectors with kinematic and track-quality information. Since the pions produced in $\chi_{c1}(3872)$ decays have relatively small (p_T), only a loose requirement on the transverse momentum ($p_T > 200$ MeV) is imposed. In addition, the pion candidates are required to have $p < 50$ GeV. This requirement rejects candidates with poor momentum resolution and has an efficiency of 99.5%.

To create $\chi_{c1}(3872)$ candidates, J/ψ candidates are combined with pairs of oppositely charged pions. To improve the mass resolution a kinematic vertex fit [33] is made which constrains the J/ψ invariant mass to its known value [32]. The reduced χ^2 of the fit, $\chi_{\text{fit}}^2/\text{ndf}$, is required to be less than 5. Candidates with a mass uncertainty greater than 5.0 MeV are rejected. Finally, requiring the Q -value of the decay to be below 200 MeV substantially reduces the background while retaining 96% of the $\chi_{c1}(3872)$ signal. Here the Q -value is defined as $Q \equiv m_{\mu^+\mu^-\pi^+\pi^-} - m_{\mu^+\mu^-} - m_{\pi^+\pi^-}$ where $m_{\mu^+\mu^-\pi^+\pi^-}$, $m_{\mu^+\mu^-}$ and $m_{\pi^+\pi^-}$ are the reconstructed masses of the final state combinations.

The final step of the selection process is based on a neural network classifier [34–37]. This is trained on a simulated sample of inclusive $b \rightarrow \chi_{c1}(3872)X$ decays and the same-sign pion sample in the data. Simulated samples are corrected to reproduce kinematical distributions of the $\psi(2S)$ mesons observed on the data. The training is performed separately for the 2011 and 2012 data samples. Twelve variables that give good separation between signal and background are considered: the pseudorapidity and transverse momentum of the two pion candidates, the χ^2_{IP} for each of the two pions, the pseudorapidity and transverse momentum of the $\chi_{c1}(3872)$ candidate, the χ^2 of the two-track vertex fit for the pions, the $\chi^2_{\text{fit}}/\text{ndf}$, the flight distance χ^2 of the candidate calculated using the reconstructed primary and secondary vertices, and the total number of hits in the TT detector. All these variables show good agreement between the simulation and data. The optimal cut on the classifier output is chosen using pseudoexperiments so as to minimize the uncertainty on the measured $\chi_{c1}(3872)$ mass.

IV. MASS MODEL

The observed invariant mass distribution of the $J/\psi\pi^+\pi^-$ system, $m_{J/\psi\pi^+\pi^-}$, for the $\psi(2S)$ and $\chi_{c1}(3872)$ resonances is a convolution of the natural lineshape with the detector resolution. For the $\psi(2S)$ resonance the lineshape is well described by a Breit-Wigner function. The situation for the $\chi_{c1}(3872)$ meson is more complex. Previous measurements have assumed a Breit-Wigner resonance shape. However, as discussed in Refs. [12,16,17], this is not well motivated due to the proximity of the $D^0\bar{D}^{*0}$ threshold. Several other alternative lineshapes have been proposed in the literature [16,17,38,39]. In this analysis two lineshapes for the $\chi_{c1}(3872)$ meson are considered in detail, a Breit-Wigner and a Flatté-inspired model [16,17]. These models are investigated in the next sections. The S-wave threshold resonance model described in Refs. [38,39], that accounts for the nonzero width of the D^{*0} meson, was considered but did not fit the data well. If the mass is close to the \bar{D}^0D^{*0} threshold, this model is not able to accommodate a value of the natural width much larger than $\Gamma_{D^{*0}} = 65.5 \pm 15.4$ keV [38]. As will be discussed below, the study presented here favors larger values of the natural width.

The analysis proceeds in two steps. First, unbinned maximum-likelihood fits are made to the $m_{J/\psi\pi^+\pi^-}$ distribution in the region around the $\psi(2S)$ mass. These measured values of the $\psi(2S)$ mass and mass resolution are used to control systematic uncertainties in the subsequent fits to the $m_{J/\psi\pi^+\pi^-}$ distribution in the $\chi_{c1}(3872)$ mass region. For both sets of fits the natural lineshape is convolved with a resolution model developed using the simulation. The application of the J/ψ mass constraint in the fit [33] results in the mass resolution being dominated by the kinematics of the pion pair. In particular, the resolution is worse for higher

values of the total momentum of the pion pair, $p_{\pi^+\pi^-}$. Consequently, the analysis is performed in three $p_{\pi^+\pi^-}$ bins chosen to contain an approximately equal number of signal candidates: $p_{\pi^+\pi^-} < 12$ GeV, $12 \leq p_{\pi^+\pi^-} < 20$ GeV and $20 \leq p_{\pi^+\pi^-} < 50$ GeV. The core mass resolution for the $\chi_{c1}(3872)$ state varies monotonically between 2.4 and 3.0 MeV between the lowest- $p_{\pi^+\pi^-}$ and highest- $p_{\pi^+\pi^-}$ bin. Possible differences in data-taking conditions are allowed for by dividing the data according to the year of collection resulting in a total of six data samples.

The resolution model is studied using simulation. In each $p_{\pi^+\pi^-}$ bin the mass resolution is modeled with the sum of a narrow Crystal Ball function [40] combined with a wider Gaussian function. The Crystal Ball function has a Gaussian core and two parameters that describe the power-law tail. The simulation is also used to determine the value of the transition point between the core and the power-law tail, a , as a multiple of the width, σ , of the Gaussian core. The value of the exponent of the power law, n , is allowed to vary in the data fits with a Gaussian constraint to the value obtained in the simulation applied. When fitting the $\chi_{c1}(3872)$ mass region in the data the values of the core resolution, σ , for the Gaussian and Crystal Ball functions are taken from simulation up to an overall scale factor, s_f , that accounts for residual discrepancies between the data and simulation. For each $p_{\pi^+\pi^-}$ data sample the value of s_f is determined in the corresponding fit to the $\psi(2S)$ mass region and applied as a Gaussian constraint. The systematic uncertainty associated with the choice of the signal model is assessed by replacing the nominal model with the sum of either two Crystal Ball or Gaussian functions.

The shape of the combinatorial background is studied using the same-sign data sample as well as samples of simulated inclusive $b \rightarrow J/\psi X$ decays. Based upon these studies, the background is modeled by the form $(m_{J/\psi\pi^+\pi^-} - m_{J/\psi} - 2m_{\pi^\pm})^{c_0} e^{-m_{J/\psi\pi^+\pi^-}/c_1}$, where c_0 is fixed to 3.6 based on fits to the same-sign data. Variations of this functional form together with other models (e.g., exponential or polynomial functions) are used as systematic variations. In total, seven different background forms are considered.

V. $\psi(2S)$ MASS

Since the $\psi(2S)$ state is narrow and away from the phase-space limits, a spin-0 relativistic Breit-Wigner function is used to model the lineshape. A spin-1 Breit-Wigner function is considered as part of the systematic uncertainties and found to give identical results. This lineshape is convolved with the default resolution model and a fit to $J/\psi\pi^+\pi^-$ mass is performed in each of the six $p_{\pi^+\pi^-}$ data samples. The natural width of the $\psi(2S)$ is fixed to the known value [32]. Figure 1 shows the $m_{J/\psi\pi^+\pi^-}$ distributions and fit projections for each data sample and Table I

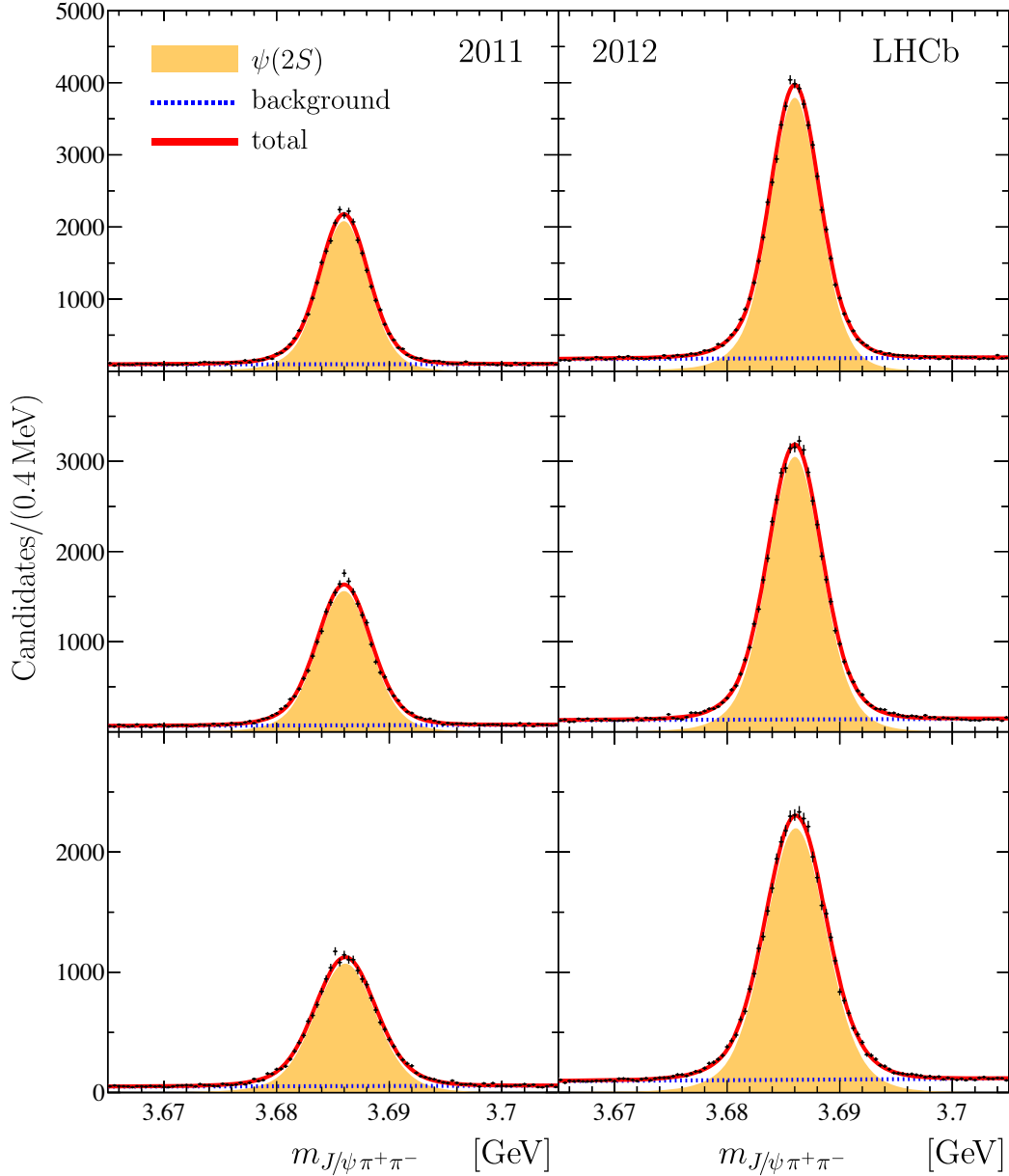


FIG. 1. Mass distributions for $J/\psi\pi^+\pi^-$ candidates in the $\psi(2S)$ region for (top) the low, (middle) mid and (bottom) high $p_{\pi^+\pi^-}$ bins. The left- (right-) hand plot is for 2011 (2012) data. The projection of the fit described in the text is superimposed.

summarizes the resulting parameters of interest. Binning the data and calculating the χ^2 probability of consistency with the fit model gives the values greater than 5% for all fits. The fitted values of the $\psi(2S)$ mass agree with the known value [32] within the uncertainty of the calibration procedure. The values of s_f are consistent with the expectation that the simulation reproduces the mass resolution in the data at the level of 5% or better. When applied as a constraint in the fit to the $\chi_{c1}(3872)$ region, additional uncertainties on s_f are considered. Accounting for the finite size of the simulation samples, the background modeling and the assumption that the $\psi(2S)$ calibration factor can be

TABLE I. Results of the $\psi(2S)$ mass and scale factor s_f obtained for the nominal fit model. The quoted uncertainties on the $\psi(2S)$ mass and s_f are statistical.

Year	$p_{\pi^+\pi^-}$ (GeV)	$m_{\psi(2S)}$ (MeV)	s_f
2011	$p_{\pi^+\pi^-} < 12$	3685.97 ± 0.02	1.03 ± 0.01
2011	$12 \leq p_{\pi^+\pi^-} < 20$	3685.98 ± 0.02	1.05 ± 0.01
2011	$20 \leq p_{\pi^+\pi^-} < 50$	3686.10 ± 0.03	1.04 ± 0.01
2012	$p_{\pi^+\pi^-} < 12$	3686.01 ± 0.01	1.03 ± 0.01
2012	$12 \leq p_{\pi^+\pi^-} < 20$	3686.02 ± 0.01	1.05 ± 0.01
2012	$20 \leq p_{\pi^+\pi^-} < 50$	3686.09 ± 0.02	1.01 ± 0.01

applied to the $\chi_{c1}(3872)$ candidates, the uncertainty on s_f is 0.02, independent of the bin. The values of s_f in Table I are applied as Gaussian constraints in the fits to the $\chi_{c1}(3872)$ region with an uncertainty of 0.02.

VI. BREIT-WIGNER MASS AND WIDTH OF THE $\chi_{c1}(3872)$ STATE

To extract the Breit-Wigner lineshape parameters of the $\chi_{c1}(3872)$ meson, a fit is made to the mass range $3832 < m_{J/\psi\pi^+\pi^-} < 3912$ MeV in each of the six $p_{\pi^+\pi^-}$ data samples described above. A spin-0 relativistic Breit-Wigner is used, as in Ref. [9].

For each data sample the mass difference between the $\psi(2S)$ and $\chi_{c1}(3872)$ meson, Δm , is measured relative to the measured mass of the $\psi(2S)$ state rather than the absolute mass. This minimizes the systematic uncertainty due to the momentum scale. The fit in each bin has seven free parameters: Δm , the natural width Γ_{BW} , the background parameter c_1 , the resolution scale factor s_f , the tail parameter n , and the signal and background yields. Again a Gaussian constraint is applied to n based on the simulation. The parameter s_f is constrained to the result of the fit to the $\psi(2S)$ data. The fit procedure is validated using both the simulation and pseudoexperiments. No significant bias is

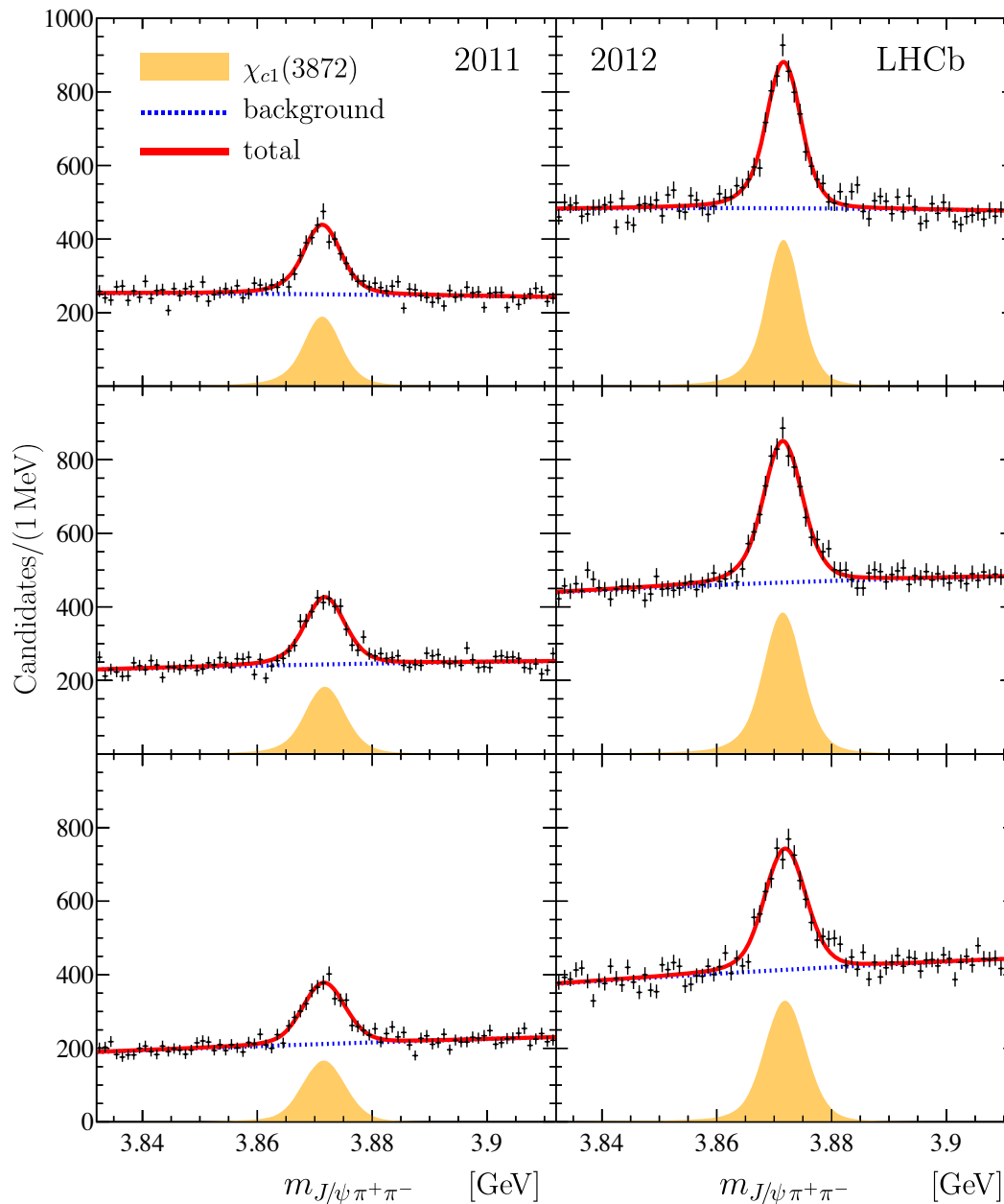


FIG. 2. Mass distributions for $J/\psi\pi^+\pi^-$ candidates in the $\chi_{c1}(3872)$ region for (top) the low, (middle) mid and (bottom) high $p_{\pi^+\pi^-}$ bins. The left- (right-) hand plot is for 2011 (2012) data. The projection of the fit described in the text is superimposed.

TABLE II. Results for Δm and Γ_{BW} and $\chi_{c1}(3872)$ signal yields. The quoted uncertainties are statistical.

Year	$p_{\pi^+\pi^-}$ (GeV)	Δm (MeV)	Γ_{BW} (MeV)	$N_{\text{sig}}(10^3)$
2011	$p_{\pi^+\pi^-} < 12$	185.32 ± 0.20	1.88 ± 0.74	1.78 ± 0.13
2011	$12 \leq p_{\pi^+\pi^-} < 20$	185.78 ± 0.21	1.53 ± 0.74	1.79 ± 0.13
2011	$20 \leq p_{\pi^+\pi^-} < 50$	185.46 ± 0.21	1.03 ± 0.82	1.68 ± 0.13
2012	$p_{\pi^+\pi^-} < 12$	185.63 ± 0.13	1.23 ± 0.47	3.24 ± 0.18
2012	$12 \leq p_{\pi^+\pi^-} < 20$	185.47 ± 0.14	1.48 ± 0.48	3.70 ± 0.18
2012	$20 \leq p_{\pi^+\pi^-} < 50$	185.81 ± 0.15	1.15 ± 0.57	3.26 ± 0.17
Total		185.588 ± 0.067	1.39 ± 0.24	15.63 ± 0.38

found and the uncertainties estimated by the fit agree with the spread observed in the pseudoexperiments. These studies show that, values of Γ_{BW} larger than 0.6 MeV can reliably be determined.

For the six $p_{\pi^+\pi^-}$ data samples the $J/\psi\pi^+\pi^-$ mass distributions in the $\chi_{c1}(3872)$ region and fits are shown in Fig. 2 and the results summarized in Table II. Binning the data and calculating the χ^2 probability of consistency with the fit model gives values much larger than 5% for all bins apart from the high-momentum bin in the 2012 data where the probability is 2%. The values of Δm and Γ_{BW} are consistent between the bins giving confidence in the results.

A simultaneous fit is made to the six data samples with Δm and Γ_{BW} as shared parameters. This gives $\Delta m = 185.588 \pm 0.067$ MeV and $\Gamma_{\text{BW}} = 1.39 \pm 0.24$ MeV, where the uncertainties are statistical. Consistent values are found when these parameters are determined through a weighted average of the six individual bins, or by summing the likelihood profiles returned by the fit.

The dominant systematic uncertainty on the mass difference Δm arises from the 3×10^{-4} relative uncertainty on the momentum scale. Its effect is evaluated by adjusting the four-vectors of the pions by this amount and repeating the analysis. The bias on Δm from QED radiative corrections is determined to be (-10 ± 14) keV using the simulation, which uses PHOTOS [29] to model this effect. The measured value of Δm is corrected by this value and the uncertainty considered as a systematic error. The small uncertainty on the fitted values of the $\psi(2S)$ mass is also propagated to the Δm value. Biases arising from the modeling of the resolution and the treatment of the background shape are evaluated to be 2 keV using the discrete profiling method

TABLE III. Systematic uncertainties on the measurement of the mass difference Δm .

Source	Uncertainty (MeV)
Momentum scale	0.066
Radiative corrections	0.014
Fitted $\psi(2S)$ mass uncertainty	0.007
Signal + background model	0.002
Sum in quadrature	0.068

described in Ref. [41]. The uncertainties on the Δm measurement are summarized in Table III. Combining all uncertainties, the mass splitting between the $\chi_{c1}(3872)$ and $\psi(2S)$ mesons is determined as

$$\Delta m = 185.598 \pm 0.067 \pm 0.068 \text{ MeV},$$

where the first uncertainty is statistical and the second is systematic. The value of Δm can be translated into an absolute measurement of the $\chi_{c1}(3872)$ mass using $m_{\psi(2S)} = 3686.097 \pm 0.010$ MeV from Ref. [32], yielding

$$m_{\chi_{c1}(3872)} = 3871.695 \pm 0.067 \pm 0.068 \pm 0.010 \text{ MeV},$$

where the third uncertainty is due to the knowledge of the $\psi(2S)$ mass. For these measurements it is assumed that interference effects with other partially reconstructed b -hadron decays do not affect the lineshape. This assumption is reasonable since many exclusive b -hadron decays contribute to the final sample, and the $\chi_{c1}(3872)$ state is narrow. This assumption has been explored in pseudoexperiments varying the composition and phases of the possible decay amplitudes that are likely to contribute to the observed dataset. These studies conservatively limit the size of any possible effect on $m_{\chi_{c1}(3872)}$ to be less than 40 keV.

The uncertainties from the knowledge of s_f and n are already included in the statistical uncertainty of Γ_{BW} via the Gaussian constraints. Their contribution to the statistical uncertainty is estimated to be 0.05 MeV by comparison to a fit with these parameters fixed. Further uncertainties arise from the choice of signal and background model. These are evaluated using the discrete profiling method with the alternative models described above. Based upon these studies an uncertainty of 0.10 MeV is assigned. The uncertainty due to possible differences in the p_T distribution between the data and simulation is evaluated by weighting the simulation to achieve better agreement and lead to a 0.01 MeV uncertainty. Summing these values in quadrature gives a total uncertainty of 0.1 MeV.

The value of Γ_{BW} , including systematic uncertainties,

$$\Gamma_{\text{BW}} = 1.39 \pm 0.24 \pm 0.10 \text{ MeV},$$

differs from zero by more than 5 standard deviations. Fits were also made fixing Γ_{BW} to zero and allowing s_f to float in each bin without constraint. The value of s_f obtained is between 1.2 and 1.25 depending on the bin, much larger than can be reasonably explained by differences in the mass resolution between the data and simulation after the calibration using the $\psi(2S)$ data.

Care is needed in the interpretation of the measured Γ_{BW} and $m_{\chi_{c1}(3872)}$ parameters since $|m_{D^0} + m_{\bar{D}^{*0}} - m_{\chi_{c1}(3872)}| < \Gamma_{\text{BW}}$. The Breit-Wigner parametrization may not be valid since it neglects the opening of the $D^0\bar{D}^{*0}$ channel.

VII. FLATTÉ MODEL

A. The Flatté lineshape model

The proximity of the $\chi_{c1}(3872)$ mass to the $D^0\bar{D}^{*0}$ threshold distorts the lineshape from the simple Breit-Wigner form. This has to be taken into account explicitly. The general solution to this problem requires a full understanding of the analytic structure of the coupled-channel scattering amplitude. However, if the relevant threshold is close to the resonance, simplified parametrizations are available and have been used to describe the $\chi_{c1}(3872)$ lineshape [16,17].

In the $J/\psi\pi^+\pi^-$ channel the $\chi_{c1}(3872)$ lineshape as a function of the energy with respect to the $D^0\bar{D}^{*0}$ threshold, $E \equiv m_{J/\psi\pi^+\pi^-} - (m_{D^0} + m_{D^{*0}})$, can be written as

$$\frac{dR(J/\psi\pi^+\pi^-)}{dE} \propto \frac{\Gamma_\rho(E)}{|D(E)|^2}, \quad (1)$$

where $\Gamma_\rho(E)$ is the contribution of the $J/\psi\pi^+\pi^-$ channel to the width of the $\chi_{c1}(3872)$ state. The complex-valued denominator function, taking into account the $D^0\bar{D}^{*0}$ and D^+D^{*-} two-body thresholds, and the $J/\psi\pi^+\pi^-$ $J/\psi\pi^+\pi^-\pi^0$ channels, is given by

$$D(E) = E - E_f + \frac{i}{2}[g(k_1 + k_2) + \Gamma_\rho(E) + \Gamma_\omega(E) + \Gamma_0]. \quad (2)$$

The Flatté energy parameter, E_f , is related to a mass parameter, m_0 , via the relation $E_f = m_0 - (m_{D^0} + m_{D^{*0}})$. The width Γ_0 is introduced in Ref. [17] to represent further open channels, such as radiative decays. The model assumes an isoscalar assignment of the $\chi_{c1}(3872)$ state, using the same effective coupling, g , for both channels. The relative momenta of the decay products in the rest frame of the two-body system, k_1 for $D^0\bar{D}^{*0}$ and k_2 for the D^+D^{*-} channel, are given by

$$k_1 = \sqrt{2\mu_1 E}, \quad k_2 = \sqrt{2\mu_2(E - \delta)}, \quad (3)$$

where $\delta = 8.2$ MeV is the isospin splitting between the two channels. The reduced masses are given by $\mu_1 = \frac{m_{D^0}m_{D^{*0}}}{(m_{D^0} + m_{D^{*0}})}$

and $\mu_2 = \frac{m_{D^+}m_{D^{*-}}}{(m_{D^+} + m_{D^{*-}})}$. For $m_{J/\psi\pi^+\pi^-}$ masses below the $D^0\bar{D}^{*0}$ and D^+D^{*-} thresholds these momenta become imaginary and thus their contribution to the denominator will be real. The energy dependence of the $J/\psi\pi^+\pi^-$ and $J/\psi\pi^+\pi^-\pi^0$ partial widths is given by [17]

$$\Gamma_\rho(E) = f_\rho \int_{2m_\pi}^{M(E)} \frac{dm'}{2\pi} \frac{q(m', E)\Gamma_\rho}{(m' - m_\rho)^2 + \Gamma_\rho^2/4}, \quad (4)$$

$$\Gamma_\omega(E) = f_\omega \int_{3m_\pi}^{M(E)} \frac{dm'}{2\pi} \frac{q(m', E)\Gamma_\omega}{(m' - m_\omega)^2 + \Gamma_\omega^2/4}. \quad (5)$$

The known values for masses m_ρ , m_ω and widths Γ_ρ , Γ_ω [32] are used and the lineshapes are approximated with fixed-width Breit-Wigner functions. The partial widths are parametrized by the respective effective couplings f_ρ and f_ω and the phase space of these decays, where intermediate resonances $\rho^0 \rightarrow \pi^+\pi^-$ and $\omega \rightarrow \pi^+\pi^-\pi^0$ are assumed. The dependence on E is given by the upper boundary of the integrals $M(E) = E + (m_{D^0} + m_{D^{*0}}) - m_{J/\psi}$. The momentum of the two- or three-pion system in the rest frame of the $\chi_{c1}(3872)$ is given by

$$q(m', E) = \sqrt{\frac{[M^2(E) - (m' + m_{J/\psi})^2][M^2(E) - (m' - m_{J/\psi})^2]}{4M^2(E)}}. \quad (6)$$

The model as specified contains five free parameters: m_0 , g , Γ_0 and the effective couplings f_ρ and f_ω . In contrast to the Breit-Wigner lineshape, the parameters of the Flatté model cannot be easily interpreted in terms of the mass and width of the state. Instead it is necessary to determine the location of the poles of the amplitude. The analysis proceeds with a fit of the Flatté amplitude to the data and subsequent search for the poles.

The resulting Flatté lineshape replaces the Breit-Wigner function and is convolved with the resolution models described in the first part of the paper. The Flatté parameters are estimated from a simultaneous unbinned likelihood fit to the $J/\psi\pi^+\pi^-$ mass distribution in the six $p_{\pi^+\pi^-}$ data samples. The data points are corrected for the observed shifts of the reconstructed mass of the $\psi(2S)$ in each bin.

B. Fits of the Flatté lineshape to the data

In order to obtain stable results when using the coupled-channel model to describe the $J/\psi\pi^+\pi^-$ mass spectrum, a relation between the effective couplings f_ρ and f_ω is imposed. This relation requires that the branching fractions of the $\chi_{c1}(3872)$ state to $J/\psi\rho^0$ and $J/\psi\omega^0$ final states are equal, which is consistent with experimental data [5,15,42], thus eliminating one free parameter in the fit. Furthermore,

a Gaussian fit constraint is applied on the ratio of branching fractions

$$R_{D\bar{D}^*} = \frac{\Gamma(\chi_{c1}(3872) \rightarrow J/\psi\pi^+\pi^-)}{\Gamma(\chi_{c1}(3872) \rightarrow D^0\bar{D}^{*0})} = 0.11 \pm 0.03. \quad (7)$$

The value used here is obtained as the weighted average of the results from the *BABAR* [5] and Belle [15,42] Collaborations, as listed in Ref. [43]. The Flatté model reduces to the Breit-Wigner model as a special case, namely when there is no additional decay channel available near the resonance. However, the $R_{D\bar{D}^*}$ constraint enforces a large coupling to the $D^0\bar{D}^{*0}$ channel and the lineshape will be different from the Breit-Wigner function in the region of interest.

For large couplings to the two-body channel the Flatté parametrization exhibits a scaling property [44] that prohibits the unique determination of all free parameters on the given dataset. Almost identical lineshapes are obtained when the parameters E_f , g , f_ρ and Γ_0 are scaled appropriately. In particular, it is possible to counterbalance a lower value of E_f with a linear increase in the coupling to the $D\bar{D}^*$ channels g . While this is not a true symmetry of the parametrization—there are subtle differences in the tails of the lineshape—in practice, within the experimental precision this effect leads to strong correlations between the parameters.

Figure 3 illustrates the scaling behavior in the data. The black points show the best-fit result for the parameter g evaluated at fixed E_f , optimizing the remaining parameters at every step. To a good approximation g depends linearly on E_f with

$$\frac{dg}{dE_f} = (-15.11 \pm 0.16) \text{ GeV}^{-1}. \quad (8)$$

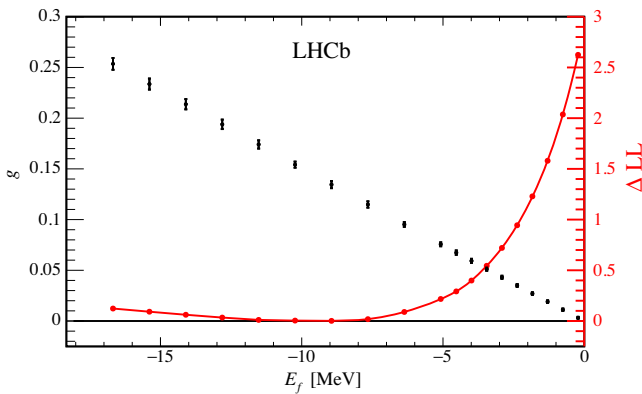


FIG. 3. The coupling to the $D\bar{D}^*$ channels g as a function of Flatté energy parameter E_f (black points with error bars). The corresponding change in negative log likelihood, ΔLL is shown as well (red dots).

TABLE IV. Results from the constrained Flatté fit. The uncertainties are statistical.

g	$f_\rho \times 10^3$	$\Gamma_0(\text{MeV})$	$m_0(\text{MeV})$
0.108 ± 0.003	1.8 ± 0.6	1.4 ± 0.4	3864.5 (fixed)

The red points show the negative log-likelihood relative to its minimum value ΔLL for each of these fits, revealing a shallow minimum around $m_0 = 3860$ MeV. At lower E_f values ΔLL raises very slowly, reaching a value of 1 around -270 MeV. Values of E_f approaching the $D^0\bar{D}^{*0}$ threshold are disfavored, though. In particular good quality fits are obtained only for negative values of E_f . A similar phenomenon has been observed in the previous analyses of *BABAR* and Belle data and is discussed in Ref. [17]. As in those studies, for the remainder of the paper the practical solution of fixing $m_0 = 3864.5$ MeV, corresponding to $E_f = -7.2$ MeV, is adopted. The remaining model parameters are evaluated with this constraint applied. This procedure has been validated using pseudoexperiments and no significant bias is found. For g and Γ_0 the uncertainties estimated by the fit agree with the spread of the pseudoexperiments. For f_ρ an uncertainty which is 10% larger than what is found in the pseudoexperiments is observed and this conservative estimate is reported. The measured values for g , f_ρ and Γ_0 are presented in Table IV. In order to fulfill the constraint on the branching ratios, Eq. (7), the effective coupling, f_ω , is found to be 0.01.

The systematic uncertainties on the Flatté parameters are summarized in Table V and discussed below. The systematic uncertainties introduced by the background and resolution parametrizations are evaluated in the same way as for the Breit-Wigner analysis, using discrete profiling. The impact of the momentum scale uncertainty is investigated by shifting the data points by 66 keV and repeating the fit. Further systematic uncertainties are particular to the Flatté parametrization. The location of the $D^0\bar{D}^{*0}$ threshold is known to a precision of 0.11 MeV [32]. Varying the threshold by this amount and repeating the fit leads to an uncertainty on the parameters which is similar to that introduced by the momentum scale. Finally, the D^{*0} meson has a finite natural width, for which an upper limit of $\Gamma_{D^{*0}} < 2.1$ MeV [32] has been measured. However, theoretical predictions estimate $\Gamma_{D^{*0}} = 65.5 \pm 15.4$ keV [38], based on the measured width of the D^{*+} meson. Modified lineshape models taking into account the finite width of the D^{*0} are available. In particular, Refs. [38,45] suggest replacing $k_1(E)$ in Eq. (3) with

$$k_1(E) = \sqrt{-2\mu(E - E_R + i\Gamma_{D^{*0}}/2)}, \quad (9)$$

where $E_R \equiv m_{D^{*0}} - m_{D^0} - m_{\pi^0}$. The reduced mass, μ , is calculated as $\frac{m_{D^0}(m_{D^0} + m_{\pi^0})}{(2m_{D^0} + m_{\pi^0})}$. With this modification there is

TABLE V. Systematic uncertainty on the measurement of the Flatté parameters.

Systematic	g		$f_p \times 10^3$		Γ_0 (MeV)	
Model	+0.003	-0.004	+0.6	-0.5	+0.5	-0.4
Momentum scale	+0.003	-0.003	+0.1	-0.2	+0.1	-0.2
Threshold mass	+0.003	-0.003	+0.2	-0.2	+0.2	-0.3
D^{*0} width		-0.001				-0.2
Sum in quadrature	+0.005	-0.006	+0.7	-0.6	+0.6	-0.6

always a contribution to both the imaginary and real part of the denominator function in Eq. (2). Repeating the fit results in a similar but worse fit quality with a log-likelihood difference of 0.1. The width Γ_0 is reduced by 0.2 MeV, which is the smallest systematic uncertainty on this parameter.

C. Comparison between Breit-Wigner and Flatté lineshapes

Figure 4 shows the comparison between the Breit-Wigner and the Flatté lineshapes. While in both cases the signal peaks at the same mass, the Flatté model results in a significantly narrower lineshape. However, after folding with the resolution function and adding the background, the observable distributions are indistinguishable.

To quantify this comparison the fit results for the mode, the mean and the full width at half maximum (FWHM) of the Flatté model and their uncertainties are summarized in Table VI. The mode of the Flatté distribution agrees within uncertainties with the Breit-Wigner solution. However, the FWHM of the Flatté model is a factor of 5 smaller than the Breit-Wigner width. To check the consistency of these seemingly contradictory results, pseudoexperiments generated with the Flatté model and folded with the known resolution function are analyzed with the Breit-Wigner model. Figure 5 shows the resulting distribution of the Breit-Wigner width determined from the pseudoexperiments, which is in good agreement with the value observed

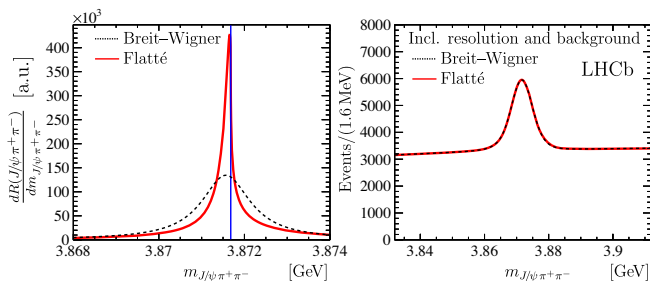


FIG. 4. Comparison of the Flatté (solid, red) and Breit-Wigner (dotted, black) lineshapes. The left plot shows the raw lineshapes for the default fits. The location of the $D^0 \bar{D}^{*0}$ threshold is indicated by the blue vertical line. On the right the distributions are shown after applying smearing with the resolution function and adding background.

TABLE VI. Results of the fit with the Flatté lineshape including statistical and systematic uncertainties. The Flatté mass parameter $m_0 = 3864.5$ MeV is used.

Mode (MeV)	Mean (MeV)	FWHM (MeV)
$3871.69^{+0.00+0.05}_{-0.04-0.13}$	$3871.66^{+0.07+0.11}_{-0.06-0.13}$	$0.22^{+0.06+0.25}_{-0.08-0.17}$

in the data. This demonstrates that the value obtained for the Breit-Wigner width, after taking into account the experimental resolution, is consistent with the expectation of the Flatté model. The result highlights the importance of a proper lineshape parametrization for a measurement of the location of the pole.

D. Pole search

The amplitude as a function of the energy defined by Eq. (2) can be continued analytically to complex values of the energy E . This continuation is valid up to singularities of the amplitude. There are two types of singularities, which are relevant here: poles and branch points. Poles of

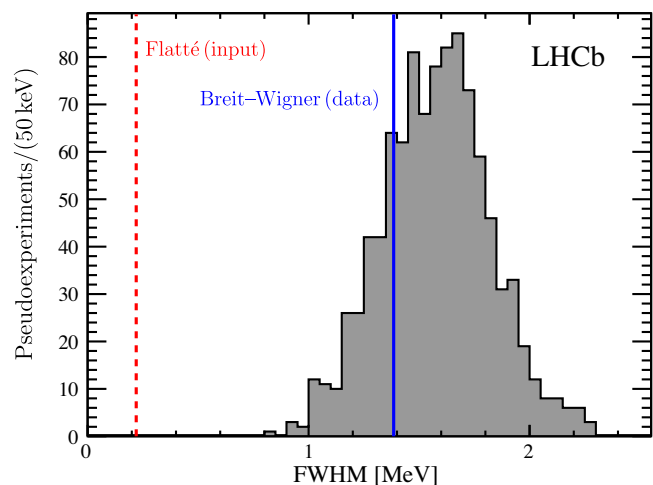


FIG. 5. Distribution of the FWHM obtained for simulated experiments generated from the result of the Flatté model and fitted with the Breit-Wigner model (filled histogram). Both models account for the experimental resolution. The dashed red line shows the FWHM of the Flatté lineshape, while the solid blue line indicates the value of the Breit-Wigner width observed in the data.

the amplitude in the complex energy plane are identified with hadronic states. The pole location is a unique property of the respective state, which is independent of the production process and the observed decay mode. In the absence of nearby thresholds the real part of the pole is located at the mass of the hadron and the imaginary part at half the width of the state. Branch point singularities occur at the threshold of every coupled channel and lead to branch cuts in the Riemann surface on which the amplitude is defined. Each branch cut corresponds to two Riemann sheets. Through Eq. (2) the amplitude will inherit the analytic structure of the square root functions of Eq. (3) that describe the momenta of the decay products in the rest frame of the two-body system. The square root is a two-sheeted function of complex energy. In the following, a convention is used where the two sheets are connected along the negative real axis. An introduction to this subject can be found in Refs. [46–48] and a summary is available in Ref. [49].

For the $\chi_{c1}(3872)$ state only the Riemann sheets associated with the $D^0\bar{D}^{*0}$ channel are important, since all other thresholds are far from the signal region. The following convention is adopted to label the relevant sheets:

- (I) $E - E_f - \frac{g}{2}(\sqrt{-2\mu_1 E} + \sqrt{-2\mu_2(E - \delta)}) + \frac{i}{2}\Gamma(E)$
with $\text{Im} E > 0$,
- (II) $E - E_f - \frac{g}{2}(\sqrt{-2\mu_1 E} + \sqrt{-2\mu_2(E - \delta)}) + \frac{i}{2}\Gamma(E)$
with $\text{Im} E < 0$,
- (III) $E - E_f - \frac{g}{2}(-\sqrt{-2\mu_1 E} + \sqrt{-2\mu_2(E - \delta)}) + \frac{i}{2}\Gamma(E)$
with $\text{Im} E < 0$,
- (IV) $E - E_f - \frac{g}{2}(-\sqrt{-2\mu_1 E} + \sqrt{-2\mu_2(E - \delta)}) + \frac{i}{2}\Gamma(E)$
with $\text{Im} E > 0$,

where $\Gamma(E) \equiv \Gamma_\rho(E) + \Gamma_\omega(E) + \Gamma_0$. The fact that the model contains several coupled channels in addition to the $D^0\bar{D}^{*0}$ channel complicates the analytical structure. The sign in front of the momentum $\sqrt{-2\mu_1 E}$ is the same for sheets I and II and therefore they belong to a single sheet with respect to the $D^0\bar{D}^{*0}$ channel. The two regions are labeled separately due to the presence of the $J/\psi\pi^+\pi^-$, $J/\psi\pi^+\pi^-\pi^0$ channels, as well as radiative decays. Those channels have their associated branch points at smaller masses than the signal region. The analysis is performed close to the $D^0\bar{D}^{*0}$ threshold and points above and below the real axis lie on different sheets with respect to those open channels.

Sheets I and II correspond to a physical sheet with respect to the $D^0\bar{D}^{*0}$ channel, where the amplitude is evaluated in order to compute the measurable lineshape at real energies E . Sheets III and IV correspond to an unphysical sheet with respect to that channel. Sheet II is analytically connected to sheet IV along the real axis, above the $D^0\bar{D}^{*0}$ threshold.

In the single-channel case, a bound $D^0\bar{D}^{*0}$ state would appear below threshold on the real axis and on the physical sheet.

A virtual state would appear as well below threshold on the real axis, but on the unphysical sheet. A resonance would appear on the unphysical sheet in the complex plane [46–48]. The presence of inelastic, open channels shifts the pole into the complex plane and turns both a bound state as well as a virtual state into resonances. In the implementation of the amplitude used for the analysis, the branch cut for the $D^0\bar{D}^{*0}$ channel is taken to go from threshold toward larger energy E , while the branch cuts associated with the open channels $\Gamma(E)$ are chosen to lie along the negative real axis. The analytic structure around the branch cut associated with the D^+D^{*-} threshold is also investigated, but no nearby poles are found on the respective Riemann sheets.

At the best estimate of the Flatté parameters the model exhibits two pole singularities. The first pole appears on sheet II and is located very close to the $D^0\bar{D}^{*0}$ threshold. The location of this pole with respect to the branch point obtained using the algorithm described in Ref. [50], is $E_{\text{II}} = (0.06 - 0.13i)$ MeV. Recalling that the imaginary part of the pole position corresponds to half the visible width, it is clear that this pole is responsible for the peaking region of the lineshape. A second pole is found on sheet III. It appears well below the threshold and is also further displaced from the physical axis at $E_{\text{III}} = (-3.58 - 1.22i)$ MeV.

Figure 6 shows the analytic structure of the Flatté amplitude in the vicinity of the threshold. The color code corresponds to the phase of the amplitude on sheets I (for $\text{Im} E > 0$) and II (for $\text{Im} E < 0$) in the complex energy plane. The pole on sheet II is visible, as is the discontinuity along the $D^0\bar{D}^{*0}$ branch cut, which for clarity is also indicated by the black line. The trajectory followed by the

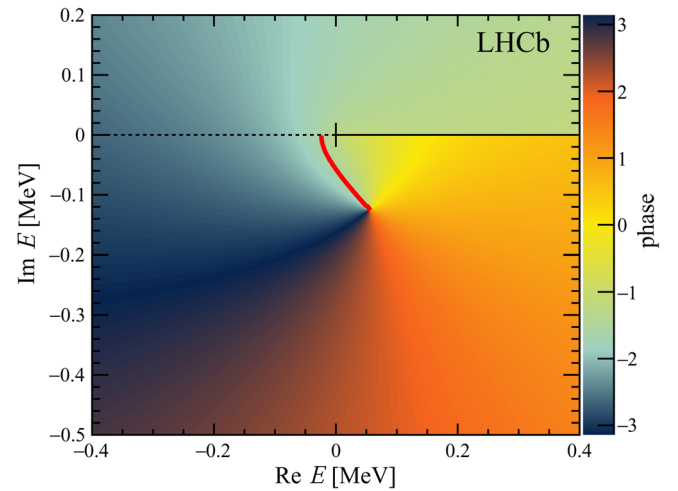


FIG. 6. The phase of the Flatté amplitude obtained from the fit to the data with $m_0 = 3864.5$ MeV on sheets I (for $\text{Im} E > 0$) and II (for $\text{Im} E < 0$) of the complex energy plane. The pole singularity is visible at $E_{\text{II}} = (0.06 - 0.13i)$ MeV. The branch cut is highlighted with the black line. The trajectory of the pole taken when the couplings to all but the $D\bar{D}^*$ channel are scaled down to zero is indicated in red.

pole when taking the limit where the couplings to all channels but $D^0\bar{D}^{*0}$ are sent to zero is shown in red and discussed below.

As shown in Table V, taking into account the finite width of the \bar{D}^{*0} has a small effect on the Flatté parameters. However, the analytic structure of the amplitude close to the threshold is changed such that in this case the branch cut is located in the complex plane at $\text{Im}E = -\Gamma_{D^{*0}}/2$. The phase of the amplitude for this case is shown in Fig. 7. The displaced branch cut is highlighted in black. The pole is found at $E'_{\text{II}} = (25 - 140i)$ keV in a similar location to the case without taking into account the \bar{D}^{*0} width. In particular, the most likely pole position is on sheet II, the physical sheet with respect to the $D^0\bar{D}^{*0}$ system. The location of the pole on sheet III is found to be $E'_{\text{III}} = (-3.59 - 1.05i)$ MeV, similar to the fit that does not account for \bar{D}^{*0} width.

The uncertainties of the Flatté parameters are propagated to the pole position by generating large sets of pseudoexperiments, sampling from the asymmetric Gaussian uncertainties that describe the statistical and the systematic uncertainties introduced through the resolution and background parametrization. The systematic uncertainty on the pole position due to the momentum scale, location of the threshold and the choice of the Flatté mass parameter are discussed in the following.

The confidence regions for the location of the poles, corresponding to 68.3%, 95.4% and 99.7% intervals, are shown in Figs. 8 and 9. For large values of g the pole on sheet II moves to sheet IV, which is analytically connected to the former along the real axis above threshold. Therefore, sheet II (for $\text{Im}E < 0$) and sheet IV (for $\text{Im}E > 0$) are shown together for this pole. While a pole location on

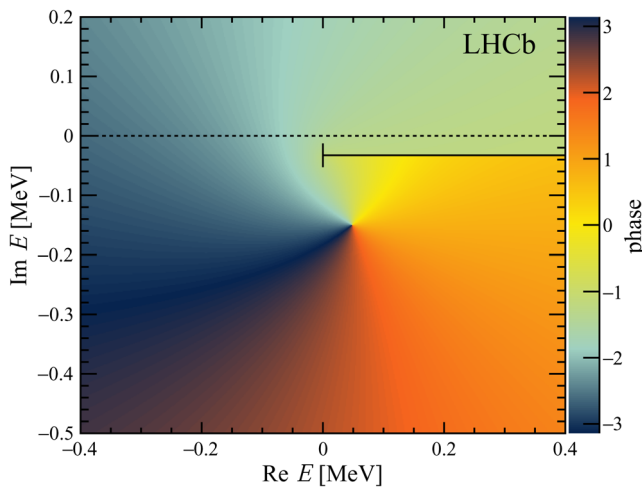


FIG. 7. The phase of the Flatté amplitude as obtained from the fit with a finite D^{*0} width of $\Gamma_{D^{*0}} = 65.5$ keV on sheets I (for $\text{Im}E > -\Gamma_{D^{*0}}/2$) and II (for $\text{Im}E < -\Gamma_{D^{*0}}/2$) of the complex energy plane. Since the \bar{D}^{*0} meson is treated as an unstable particle, the $D^0\bar{D}^{*0}$ branch cut indicated by the black solid line is located at $\text{Im}E = -\Gamma_{D^{*0}}/2$. The location of the pole is on the physical sheet with respect to the $D^0\bar{D}^{*0}$ system.

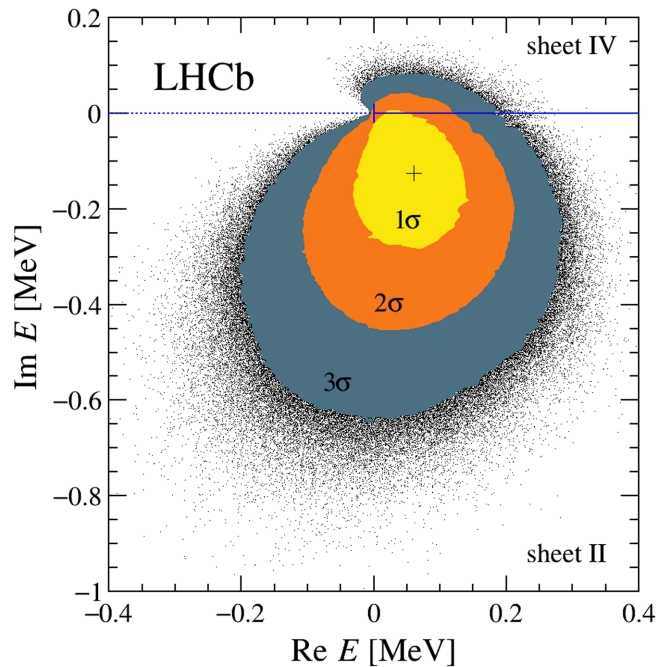


FIG. 8. Confidence regions for the pole position on sheets II and IV in the complex energy plane. The displayed uncertainties include statistical contributions and the modeling uncertainty. The poles are extracted at a Flatté mass point of $m_0 = 3864.5$ MeV. The shaded areas are the 1, 2 and 3 σ confidence regions. The branch cut is shown as the blue line. The location of the branch cut singularity is indicated with a vertical bar at $E = 0 + 0i$. The best estimates for the pole position is indicated by a cross. The black points indicate the samples from the pseudoexperiments procedure that lie outside the 3 σ region.

sheet II is preferred by the data, a location on sheet IV is still allowed at the 2 σ level. The pole on sheet III is located well below threshold and comparatively deep in the complex plane and is shown in Fig. 9. For comparison, the location of the confidence region for the first pole on sheets II and IV is also indicated on sheet III.

The positions of both poles depend on the choice of the Flatté mass parameter m_0 . The dependence of the lineshape on m_0 has been explored in the region below threshold and for the results shown in Fig. 3 the corresponding pole positions are evaluated. The location of the pole on sheet II extracted for $-17 < E_f < 0$ MeV is marked by black circles in Fig. 10. For smaller values of m_0 the pole moves closer to the real axis, for values of m_0 approaching the threshold, the pole moves farther into the complex plane. For all fits performed the best estimate for the location of the pole is on sheet II.

Figure 10 also shows the combined confidence regions, which account for the explored range of E_f . For each fit, a sample consisting of 10^5 pseudoexperiments is drawn from the Gaussian distribution described by the covariance matrix of the fit parameters. Only the statistical uncertainties obtained for each fit are used for this study. The resulting samples of pole positions are combined by

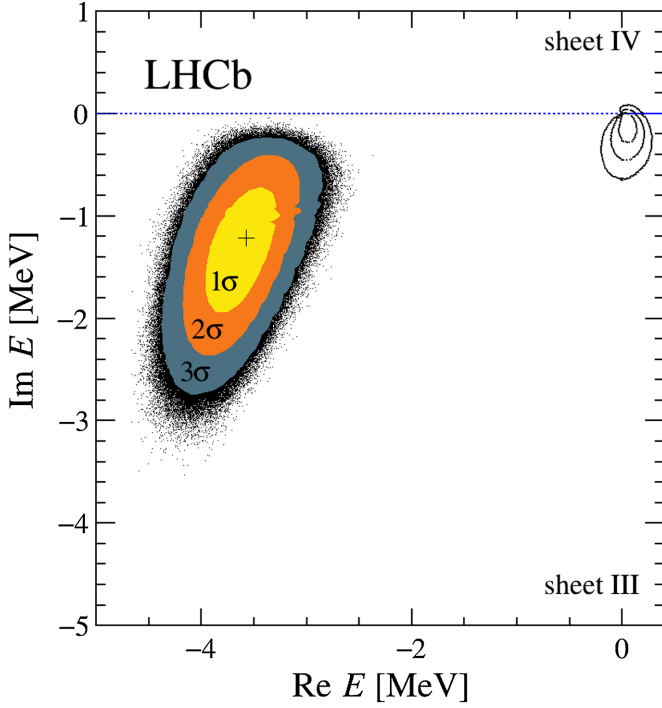


FIG. 9. Confidence regions for the pole position on sheet III in the complex energy plane. The displayed uncertainties include statistical contributions and the modeling uncertainty. The poles are extracted at a Flatté mass point of $m_0 = 3864.5$ MeV. The shaded areas are the 1, 2 and 3σ confidence regions. The branch cut is shown as the blue line. The location of the branch cut singularity is indicated with a vertical bar at $E = 0 + 0i$. The best estimate for the pole positions is indicated by a cross. The confidence region for the pole on sheets III/IV is shown in outline for comparison. The black points indicate the samples from the pseudoexperiments procedure that lie outside the 3σ region.

weighting with their respective likelihood ratios with respect to the best fit. The preferred location of the pole is on sheet II. However, a location of the pole on sheet IV is still allowed at the 2σ level.

The location of the pole on sheet III, in particular its real part, depends strongly on the choice of m_0 . For small values of m_0 the pole moves away from the threshold and has less impact on the lineshape. For m_0 approaching the threshold this pole moves closer to the branch point and closer to the pole on sheet II. Since the asymmetry of the poles with respect to the threshold contains information on the potential molecular nature of the state [51], the values of the pole positions are provided for the most extreme scenario that is still allowed by the data with a likelihood difference of $\Delta LL = 1$, (cf. Fig. 3) at $m_0 = 3869.3$ MeV. In this case the two poles are found at $E_{\text{II}} = (0.09 - 0.33i)$ MeV and $E_{\text{III}} = (-0.85 - 0.97i)$ MeV.

The location of the threshold with respect to the observed location of the peak has a profound impact on the Flatté parameters and therefore on the pole position. The main uncertainties, which affect on which sheet the pole is found, are the knowledge of the momentum scale and the location

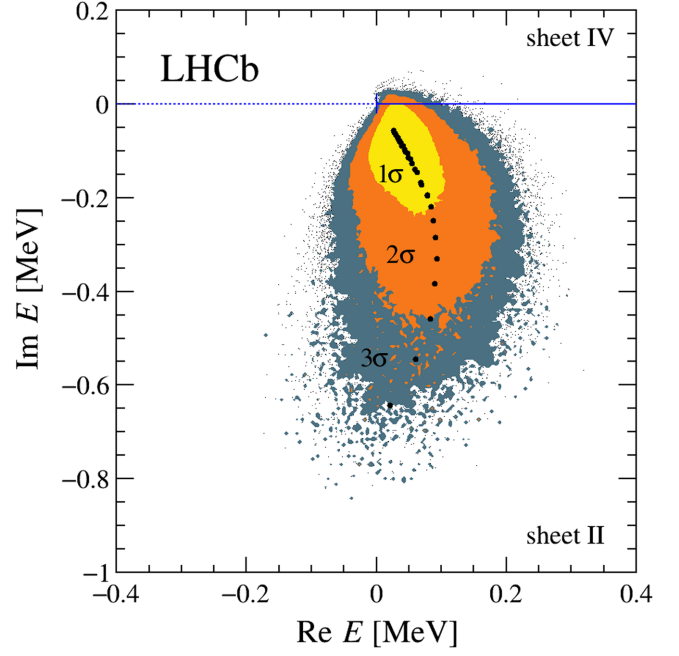


FIG. 10. Confidence regions for the pole on sheet II in the complex energy plane. The displayed uncertainties include statistical contributions and the uncertainty from the choice of the Flatté mass parameter m_0 . Modeling uncertainties are not shown. The shaded areas are the 1, 2 and 3σ confidence regions. The branch cut is shown as the blue line. The location of the branch cut singularity is indicated with a vertical bar at $E = 0 + 0i$. The black circles indicate the best estimates for the pole position for the different choices of m_0 .

of the $D^0\bar{D}^{*0}$ threshold. As shown in Table V, both effects are of equal importance. Figure 11 shows the statistical uncertainties of the pole on sheet II for the case that the mass scale is shifted up by 66 keV. The pole is moving closer toward the real axis but the preferred location remains on sheet II. A measurement of the lineshape in the $D^0\bar{D}^{*0}$ channel is needed to further improve the knowledge on the impact of the threshold location.

It is possible to study the behavior of the poles in the limit where only the $D\bar{D}^*$ channels are considered. The trajectory traced by the pole on sheet II when the couplings to the other channels ($f_\rho, f_\omega, \Gamma_0$) are sent to zero is indicated by the red curve in Fig. 6. The coupling g and the Flatté mass parameter E_f are kept fixed while taking this limit. For the best-fit solution the pole moves below threshold and reaches the real axis at $E = -24$ keV staying on the physical sheet with respect to the $D^0\bar{D}^{*0}$ threshold. This location is consistent with a quasibound state in that channel with a binding energy of $E_b = 24$ keV. If the pole lies in the allowed region on sheet IV, taking the same limit also sends the pole onto the real axis below threshold, but on the unphysical sheet with respect to $D^0\bar{D}^{*0}$. This situation corresponds to a quasivirtual state. Both types of solutions are analytically connected along the real axis through the branch cut singularity. Therefore, only upper

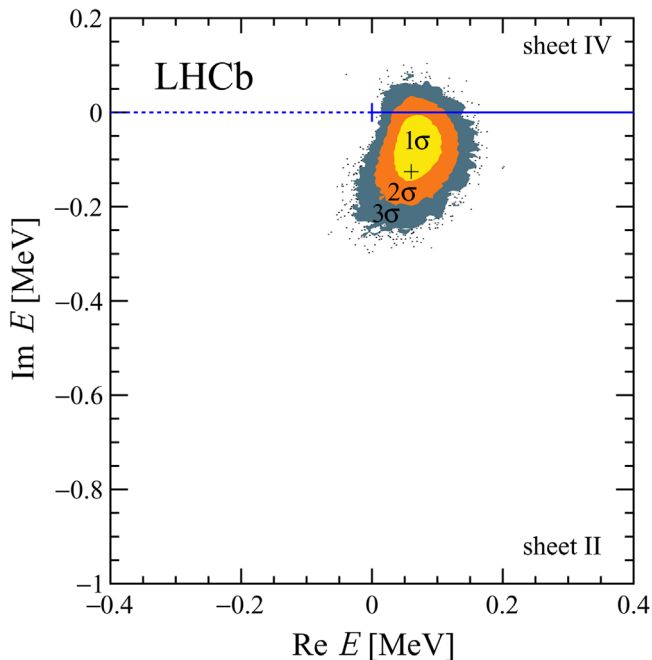


FIG. 11. Confidence regions for the pole on sheet II in the complex energy plane, in the case that the mass scale is shifted up by 0.066 MeV, due to systematic uncertainty of the momentum scale. Only the statistical uncertainties are displayed. The shaded areas are the 1, 2 and 3 σ confidence regions. The cross indicates the location of the pole found in the default fit, with the nominal momentum scale. The branch cut is shown as the blue line. The location of the branch cut singularity is indicated with a vertical bar at $E = 0 + 0i$.

limits on the binding energy can be set. For the bound state solution and only accounting for statistical uncertainties, the result is $E_b < 57$ keV at 90% confidence level (C.L.). Including the systematic uncertainties due to the choice of the model this limit becomes $E_b < 100$ keV at 90% C.L. Setting the couplings to the other channels to zero causes the pole on sheet III to move to the real axis as well, reaching it at $E = -3.51$ MeV. The corresponding values extracted at the highest allowed value of $m_0 = 3869.3$ MeV are $E_b = 29$ keV for the bound state pole and $E_b = 0.73$ MeV for the pole on the unphysical sheet.

VIII. RESULTS AND DISCUSSION

In this paper a large sample of $\chi_{c1}(3872)$ mesons from b -hadron decays collected by LHCb in 2011 and 2012 is exploited to study the lineshape of the $\chi_{c1}(3872)$ meson. Describing the lineshape with a Breit-Wigner function determines the mass splitting between the $\chi_{c1}(3872)$ and $\psi(2S)$ states to be

$$\Delta m = 185.598 \pm 0.067 \pm 0.068 \text{ MeV},$$

where the first uncertainty is statistical and the second systematic. Using the known value of the $\psi(2S)$ mass [32] this corresponds to

$$m_{\chi_{c1}(3872)} = 3871.695 \pm 0.067 \pm 0.068 \pm 0.010 \text{ MeV},$$

where the third uncertainty is due to the knowledge of the $\psi(2S)$ mass. The result is in good agreement with the current world average [32]. The uncertainty is improved by a factor of 2 compared to the best previous measurement by the CDF Collaboration [4]. The measured value can also be compared to the threshold value, $m_{D^0} + m_{D^{*0}} = 3871.70 \pm 0.11$ MeV. The $\chi_{c1}(3872)$ mass evaluated from the mean of a fit assuming the Breit-Wigner lineshape is coincident with the $D^0\bar{D}^{*0}$ threshold within uncertainties, with $\delta E = 0.01 \pm 0.14$ MeV. A nonzero Breit-Wigner width of the $\chi_{c1}(3872)$ state is obtained with a value of

$$\Gamma_{\text{BW}} = 1.39 \pm 0.24 \pm 0.10 \text{ MeV}.$$

The values found here for $m_{\chi_{c1}(3872)}$ and Γ_{BW} are in good agreement with a complementary analysis using fully reconstructed $B^+ \rightarrow \chi_{c1}(3872)K^+$ decays presented in Ref. [52] and combined therein.

Since $|\delta E| < \Gamma_{\text{BW}}$, the value of Γ_{BW} needs to be interpreted with caution as coupled-channel effects distort the lineshape. To elucidate this, fits using the Flatté parametrization discussed in Refs. [16,17] are performed. The parameters are found to be

$$g = 0.108 \pm 0.003^{+0.005}_{-0.006},$$

$$f_\rho = (1.8 \pm 0.6^{+0.7}_{-0.6}) \times 10^{-3},$$

$$\Gamma_0 = 1.4 \pm 0.4 \pm 0.6 \text{ MeV},$$

with m_0 fixed at 3864.5 MeV. The mode of the Flatté distribution agrees with the mean of the Breit-Wigner lineshape. However, the determined FWHM is much smaller, $0.22^{+0.06+0.25}_{-0.08-0.17}$ MeV, highlighting the importance of a physically well-motivated lineshape parametrization. The sensitivity of the data to the tails of the mass distribution limits the extent to which the Flatté parameters can be determined, as is expected in the case of a strong coupling of the state to the $D^0\bar{D}^{*0}$ channel [44]. Values of the parameter E_f above -2.0 MeV are excluded at 90% confidence level. The allowed region below threshold is $-270 < E_f < -2.0$ MeV. In this region a linear dependence between the parameters is observed. The slope $\frac{dg}{dE_f}$ is related to the real part of the scattering length [16] and is measured to be

$$\frac{dg}{dE_f} = (-15.11 \pm 0.16) \text{ GeV}^{-1}.$$

In order to investigate the nature of the $\chi_{c1}(3872)$ state, the analytic structure of the amplitude in the vicinity of the $D^0\bar{D}^{*0}$ threshold is examined. Using the Flatté amplitude, two poles are found. Both poles appear on unphysical sheets with respect to the $J/\psi\pi^+\pi^-$ channel and formally can be classified as resonances. With respect to the $D^0\bar{D}^{*0}$ channel, one pole appears on the physical sheet, the other on the unphysical sheet. This configuration, corresponding to a

quasibound $D^0\bar{D}^{*0}$ state, is preferred for all scenarios studied in this paper. However, within combined statistical and systematic uncertainties a location of the first pole on the unphysical sheet is still allowed at the 2σ level and a quasivirtual state assignment for the $\chi_{c1}(3872)$ state cannot be excluded.

For the preferred quasibound state scenario the 90% C.L. upper limit of the $D^0\bar{D}^{*0}$ binding energy E_b is found to be 100 keV. The asymmetry of the locations of the two poles, which is found to be substantial, provides information on the composition of the $\chi_{c1}(3872)$ state. In the case of a dominantly molecular nature of a state a single pole close to threshold is expected, while in the case of a compact state there should be two nearby poles [53]. The argument is equivalent to the Weinberg composition criterion [54] in the sense that the asymmetry of the pole location in momentum space determines the relative fractions of molecular and compact components in the $\chi_{c1}(3872)$ wave function [55]

$$\frac{|k_2| - |k_1|}{|k_1| + |k_2|} = 1 - Z.$$

Here Z is the probability of finding a compact component in the wave function. The momentum $|k_1| = 6.8$ MeV is obtained by inserting the binding energy of the bound state pole into Eq. (3). The corresponding value for the second pole is $|k_2| = 82$ MeV and therefore one obtains $Z = 15\%$. The asymmetry of the poles depends on the choice of m_0 . The asymmetry is reduced as the m_0 parameter approaches the threshold. The largest value for m_0 that is still compatible with the data is 3869.3 MeV. In this case one obtains $Z = 33\%$ and therefore the probability of finding a compact component in the $\chi_{c1}(3872)$ wave function is less than a third. It should be noted that this argument depends on the extrapolation to the single-channel case. For resonances the wave function normalization used in the Weinberg criterion is not valid and Z has to be replaced by an integral over the spectral density [55]. Nevertheless, the value obtained in this work is in

agreement with the results of the analysis of the spectral density using Belle data [42,56] presented in Ref. [17].

The results for the amplitude parameters and in particular the locations of the poles, are systematically limited. In the future, a combined analysis of the $\chi_{c1}(3872) \rightarrow J/\psi\pi^+\pi^-$ and $\chi_{c1}(3872) \rightarrow D^0\bar{D}^{*0}$ channels will make possible improvements to the knowledge on the amplitude parameters.

ACKNOWLEDGMENTS

We thank C. Hanhart and A. Pilloni for useful discussions on the Flatté model and the analytic structure of the amplitude. We express our gratitude to our colleagues in the CERN accelerator departments for the excellent performance of the LHC. We thank the technical and administrative staff at the LHCb institutes. We acknowledge support from CERN and from the national agencies: CAPES, CNPq, FAPERJ and FINEP (Brazil); MOST and NSFC (China); CNRS/IN2P3 (France); BMBF, DFG and MPG (Germany); INFN (Italy); NWO (Netherlands); MNiSW and NCN (Poland); MEN/IFA (Romania); MinES and FASO (Russia); MinECo (Spain); SNSF and SER (Switzerland); NASU (Ukraine); STFC (United Kingdom); NSF (USA). We acknowledge the computing resources that are provided by CERN, IN2P3 (France), KIT and DESY (Germany), INFN (Italy), SURF (Netherlands), PIC (Spain), GridPP (United Kingdom), RRCKI and Yandex LLC (Russia), CSCS (Switzerland), IFIN-HH (Romania), CBPF (Brazil), PL-GRID (Poland) and OSC (USA). We are indebted to the communities behind the multiple open-source software packages on which we depend. Individual groups or members have received support from AvH Foundation (Germany), EPLANET, Marie Skłodowska-Curie Actions and ERC (European Union), ANR, Labex P2IO and OCEVU, and Région Auvergne-Rhône-Alpes (France), RFBR, RSF and Yandex LLC (Russia), GVA, XuntaGal and GENCAT (Spain), Herchel Smith Fund, the Royal Society, the English-Speaking Union and the Leverhulme Trust (United Kingdom).

-
- [1] E. S. Swanson, *Phys. Rep.* **429**, 243 (2006).
 - [2] S. Choi *et al.* (Belle Collaboration), *Phys. Rev. Lett.* **91**, 262001 (2003).
 - [3] M. Ablikim *et al.* (BESIII Collaboration), *Phys. Rev. Lett.* **112**, 092001 (2014).
 - [4] T. Aaltonen *et al.* (CDF Collaboration), *Phys. Rev. Lett.* **103**, 152001 (2009).
 - [5] B. Aubert *et al.* (BABAR Collaboration), *Phys. Rev. D* **77**, 111101 (2008).
 - [6] V. Abazov *et al.* (D0 Collaboration), *Phys. Rev. Lett.* **93**, 162002 (2004).
 - [7] R. Aaij *et al.* (LHCb Collaboration), *Eur. Phys. J. C* **72**, 1972 (2012).
 - [8] R. Aaij *et al.* (LHCb Collaboration), *Phys. Rev. Lett.* **110**, 222001 (2013).
 - [9] R. Aaij *et al.* (LHCb Collaboration), *Phys. Rev. D* **92**, 011102(R) (2015).
 - [10] L. Maiani, F. Piccinini, A. Polosa, and V. Riquer, *Phys. Rev. D* **71**, 014028 (2005).
 - [11] N. A. Tornqvist, *Phys. Lett. B* **590**, 209 (2004).
 - [12] C. Hanhart, Y. Kalashnikova, and A. Nefediev, *Eur. Phys. J. A* **47**, 101 (2011).

- [13] Natural units with $c = \hbar = 1$ are used throughout this paper.
- [14] B. Aubert *et al.* (BABAR Collaboration), *Phys. Rev. D* **73**, 011101 (2006).
- [15] S.-K. Choi, S. Olsen, K. Trabelsi, I. Adachi, H. Aihara *et al.* (Belle Collaboration), *Phys. Rev. D* **84**, 052004 (2011).
- [16] C. Hanhart, Y. S. Kalashnikova, A. E. Kudryavtsev, and A. V. Nefediev, *Phys. Rev. D* **76**, 034007 (2007).
- [17] Yu. S. Kalashnikova and A. V. Nefediev, *Phys. Rev. D* **80**, 074004 (2009).
- [18] A. A. Alves, Jr. *et al.* (LHCb Collaboration), *J. Instrum.* **3**, S08005 (2008).
- [19] R. Aaij *et al.* (LHCb Collaboration), *Int. J. Mod. Phys. A* **30**, 1530022 (2015).
- [20] R. Aaij *et al.*, *J. Instrum.* **9**, P09007 (2014).
- [21] R. Arink *et al.*, *J. Instrum.* **9**, P01002 (2014).
- [22] R. Aaij *et al.* (LHCb Collaboration), *Phys. Rev. Lett.* **110**, 182001 (2013).
- [23] R. Aaij *et al.* (LHCb Collaboration), *J. High Energy Phys.* **06** (2013) 065.
- [24] A. A. Alves, Jr. *et al.*, *J. Instrum.* **8**, P02022 (2013).
- [25] R. Aaij *et al.*, *J. Instrum.* **8**, P04022 (2013).
- [26] T. Sjöstrand, S. Mrenna, and P. Skands, *J. High Energy Phys.* **05** (2006) 026; *Comput. Phys. Commun.* **178**, 852 (2008).
- [27] I. Belyaev *et al.*, *J. Phys. Conf. Ser.* **331**, 032047 (2011).
- [28] D. J. Lange, *Nucl. Instrum. Methods Phys. Res., Sect. A* **462**, 152 (2001).
- [29] P. Golonka and Z. Was, *Eur. Phys. J. C* **45**, 97 (2006).
- [30] J. Allison, K. Amako, J. Apostolakis, H. Araujo, P. Dubois *et al.* (Geant4 Collaboration), *IEEE Trans. Nucl. Sci.* **53**, 270 (2006); S. Agostinelli *et al.* (Geant4 Collaboration), *Nucl. Instrum. Methods Phys. Res., Sect. A* **506**, 250 (2003).
- [31] M. Clemencic, G. Corti, S. Easo, C. R. Jones, S. Miglioranza, M. Pappagallo, and P. Robbe, *J. Phys. Conf. Ser.* **331**, 032023 (2011).
- [32] M. Tanabashi *et al.* (Particle Data Group), *Phys. Rev. D* **98**, 030001 (2018), and 2019 update.
- [33] W. D. Hulsbergen, *Nucl. Instrum. Methods Phys. Res., Sect. A* **552**, 566 (2005).
- [34] W. S. McCulloch and W. Pitts, *Bull. Math. Biophys.* **5**, 115 (1943).
- [35] F. Rosenblatt, *Psychol. Rev.* **65**, 386 (1958).
- [36] J.-H. Zhong, R.-S. Huang, S.-C. Lee, R.-S. Huang, and S.-C. Lee, *Comput. Phys. Commun.* **182**, 2655 (2011).
- [37] H. Voss, A. Hoecker, J. Stelzer, and F. Tegenfeldt, *Proc. Sci., ACAT* (2007) 040; A. Hoecker *et al.*, [arXiv:physics/0703039](https://arxiv.org/abs/physics/0703039).
- [38] E. Braaten and M. Lu, *Phys. Rev. D* **76**, 094028 (2007).
- [39] E. Braaten and J. Stapleton, *Phys. Rev. D* **81**, 014019 (2010).
- [40] T. Skwarnicki, Ph.D. thesis, Institute of Nuclear Physics, 1986 [DESY Report No. DESY-F31-86-02, 1986 (unpublished)].
- [41] P. D. Dauncey, M. Kenzie, N. Wardle, and G. J. Davies, *J. Instrum.* **10**, P04015 (2015).
- [42] T. Aushev *et al.* (Belle Collaboration), *Phys. Rev. D* **81**, 031103 (2010).
- [43] H.-X. Chen, W. Chen, X. Liu, and S.-L. Zhu, *Phys. Rep.* **639**, 1 (2016).
- [44] V. Baru, J. Haidenbauer, C. Hanhart, A. E. Kudryavtsev, and U.-G. Meissner, *Eur. Phys. J. A* **23**, 523 (2005).
- [45] C. Hanhart, Y. Kalashnikova, and A. Nefediev, *Phys. Rev. D* **81**, 094028 (2010).
- [46] R. J. Eden, P. V. Landshoff, D. I. Olive, and J. C. Polkinghorne, *The Analytic S-Matrix* (Cambridge University Press, Cambridge, England, 1966).
- [47] A. Martin and T. Spearman, *Elementary Particle Theory*, 1st ed. (North-Holland Publishing Company, Amsterdam, 1970).
- [48] P. Collins, *An Introduction to Regge Theory & High Energy Physics*, 1st ed. (Cambridge University Press, Cambridge, England, 1977).
- [49] M. Tanabashi *et al.* (Particle Data Group), *Phys. Rev. D* **98**, 030001 (2018), 2019 update.
- [50] P. Kowalczyk, *IEEE Trans. Antennas Propag.* **66**, 7198 (2018).
- [51] C. Hanhart, J. Pelaez, and G. Rios, *Phys. Lett. B* **739**, 375 (2014).
- [52] R. Aaij *et al.* (LHCb Collaboration), *J. High Energy Phys.* **08** (2020) 123.
- [53] D. Morgan, *Nucl. Phys.* **A543**, 632 (1992).
- [54] S. Weinberg, *Phys. Rev.* **130**, 776 (1963).
- [55] V. Baru, J. Haidenbauer, C. Hanhart, Y. Kalashnikova, and A. Kudryavtsev, *Phys. Lett. B* **586**, 53 (2004).
- [56] I. Adachi *et al.* (Belle Collaboration), in *Proceedings of the 34th International Conference on High Energy Physics* (2008).

R. Aaij,³¹ C. Abellán Beteta,⁴⁹ T. Ackernley,⁵⁹ B. Adeva,⁴⁵ M. Adinolfi,⁵³ H. Afsharnia,⁹ C. A. Aidala,⁸² S. Aiola,²⁵ Z. Ajaltouni,⁹ S. Akar,⁶⁴ J. Albrecht,¹⁴ F. Alessio,⁴⁷ M. Alexander,⁵⁸ A. Alfonso Alberro,⁴⁴ Z. Aliouche,⁶¹ G. Alkhazov,³⁷ P. Alvarez Cartelle,⁴⁷ A. A. Alves Jr.,⁴⁵ S. Amato,² Y. Amhis,¹¹ L. An,²¹ L. Anderlini,²¹ G. Andreassi,⁴⁸ A. Andreianov,³⁷ M. Andreotti,²⁰ F. Archilli,¹⁶ A. Artamonov,⁴³ M. Artuso,⁶⁷ K. Arzymatov,⁴¹ E. Aslanides,¹⁰ M. Atzeni,⁴⁹ B. Audurier,¹¹ S. Bachmann,¹⁶ M. Bachmayer,⁴⁸ J. J. Back,⁵⁵ S. Baker,⁶⁰ P. Baladron Rodriguez,⁴⁵ V. Balagura,^{11,a} W. Baldini,²⁰ J. Baptista Leite,¹ R. J. Barlow,⁶¹ S. Barsuk,¹¹ W. Barter,⁶⁰ M. Bartolini,^{23,47,b} F. Baryshnikov,⁷⁹ J. M. Basels,¹³ G. Bassi,²⁸ V. Batozskaya,³⁵ B. Batsukh,⁶⁷ A. Battig,¹⁴ A. Bay,⁴⁸ M. Becker,¹⁴ F. Bedeschi,²⁸ I. Bediaga,¹ A. Beiter,⁶⁷ V. Belavin,⁴¹ S. Belin,²⁶ V. Bellec,⁴⁸ K. Belous,⁴³ I. Belyaev,³⁸ G. Bencivenni,²² E. Ben-Haim,¹² S. Benson,³¹ A. Berezhnoy,³⁹ R. Bernet,⁴⁹ D. Berninghoff,¹⁶ H. C. Bernstein,⁶⁷ C. Bertella,⁴⁷ E. Bertholet,¹² A. Bertolin,²⁷ C. Betancourt,⁴⁹ F. Betti,^{19,c} M. O. Bettler,⁵⁴ Ia. Bezshyiko,⁴⁹ S. Bhasin,⁵³ J. Bhom,³³ L. Bian,⁷² M. S. Bieker,¹⁴ S. Bifani,⁵² P. Billoir,¹² F. C. R. Bishop,⁵⁴

A. Bizzeti,^{21,d} M. Bjørn,⁶² M. P. Blago,⁴⁷ T. Blake,⁵⁵ F. Blanc,⁴⁸ S. Blusk,⁶⁷ D. Bobulska,⁵⁸ V. Bocci,³⁰ J. A. Boelhauve,¹⁴
 O. Boente Garcia,⁴⁵ T. Boettcher,⁶³ A. Boldyrev,⁸⁰ A. Bondar,^{42,e} N. Bondar,^{37,47} S. Borghi,⁶¹ M. Borisyak,⁴¹ M. Borsato,¹⁶
 J. T. Borsuk,³³ S. A. Bouchiba,⁴⁸ T. J. V. Bowcock,⁵⁹ A. Boyer,⁴⁷ C. Bozzi,²⁰ M. J. Bradley,⁶⁰ S. Braun,⁶⁵
 A. Brea Rodriguez,⁴⁵ M. Brodski,⁴⁷ J. Brodzicka,³³ A. Brossa Gonzalo,⁵⁵ D. Brundu,²⁶ E. Buchanan,⁵³
 A. Büchler-Germann,⁴⁹ A. Buonaura,⁴⁹ C. Burr,⁴⁷ A. Bursche,²⁶ A. Butkevich,⁴⁰ J. S. Butter,³¹ J. Buytaert,⁴⁷
 W. Byczynski,⁴⁷ S. Cadeddu,²⁶ H. Cai,⁷² R. Calabrese,^{20,f} L. Calero Diaz,²² S. Cali,²² R. Calladine,⁵² M. Calvi,^{24,g}
 M. Calvo Gomez,^{44,h} P. Camargo Magalhaes,⁵³ A. Camboni,⁴⁴ P. Campana,²² D. H. Campora Perez,³¹
 A. F. Campoverde Quezada,⁵ S. Capelli,^{24,g} L. Capriotti,^{19,c} A. Carbone,^{19,c} G. Carboni,²⁹ R. Cardinale,^{23,b} A. Cardini,²⁶
 I. Carli,⁶ P. Carniti,^{24,g} K. Carvalho Akiba,³¹ A. Casais Vidal,⁴⁵ G. Casse,⁵⁹ M. Cattaneo,⁴⁷ G. Cavallero,⁴⁷ S. Celani,⁴⁸
 R. Cenci,²⁸ J. Cerasoli,¹⁰ A. J. Chadwick,⁵⁹ M. G. Chapman,⁵³ M. Charles,¹² Ph. Charpentier,⁴⁷ G. Chatzikonstantinidis,⁵²
 M. Chefdeville,⁸ C. Chen,³ S. Chen,²⁶ A. Chernov,³³ S.-G. Chitic,⁴⁷ V. Chobanova,⁴⁵ S. Cholak,⁴⁸ M. Chrzaszcz,³³
 A. Chubykin,³⁷ V. Chulikov,³⁷ P. Ciambrone,²² M. F. Cicala,⁵⁵ X. Cid Vidal,⁴⁵ G. Ciezarek,⁴⁷ F. Cindolo,¹⁹ P. E. L. Clarke,⁵⁷
 M. Clemencic,⁴⁷ H. V. Cliff,⁵⁴ J. Closier,⁴⁷ J. L. Cobbledick,⁶¹ V. Coco,⁴⁷ J. A. B. Coelho,¹¹ J. Cogan,¹⁰ E. Cogneras,⁹
 L. Cojocariu,³⁶ P. Collins,⁴⁷ T. Colombo,⁴⁷ A. Contu,²⁶ N. Cooke,⁵² G. Coombs,⁵⁸ S. Coquereau,⁴⁴ G. Corti,⁴⁷
 C. M. Costa Sobral,⁵⁵ B. Couturier,⁴⁷ D. C. Craik,⁶³ J. Crkovská,⁶⁶ M. Cruz Torres,^{1,i} R. Currie,⁵⁷ C. L. Da Silva,⁶⁶
 E. Dall'Occo,¹⁴ J. Dalseno,⁴⁵ C. D'Ambrosio,⁴⁷ A. Danilina,³⁸ P. d'Argent,⁴⁷ A. Davis,⁶¹ O. De Aguiar Francisco,⁴⁷
 K. De Bruyn,⁴⁷ S. De Capua,⁶¹ M. De Cian,⁴⁸ J. M. De Miranda,¹ L. De Paula,² M. De Serio,^{18,j} D. De Simone,⁴⁹
 P. De Simone,²² J. A. de Vries,⁷⁷ C. T. Dean,⁶⁶ W. Dean,⁸² D. Decamp,⁸ L. Del Buono,¹² B. Delaney,⁵⁴ H.-P. Dembinski,¹⁴
 A. Dendek,³⁴ V. Denysenko,⁴⁹ D. Derkach,⁸⁰ O. Deschamps,⁹ F. Desse,¹¹ F. Dettori,^{26,k} B. Dey,⁷ A. Di Canto,⁴⁷
 P. Di Nezza,²² S. Didenko,⁷⁹ H. Dijkstra,⁴⁷ V. Dobishuk,⁵¹ A. M. Donohoe,¹⁷ F. Dordei,²⁶ M. Dorigo,^{28,l} A. C. dos Reis,¹
 L. Douglas,⁵⁸ A. Dovbnya,⁵⁰ A. G. Downes,⁸ K. Dreimanis,⁵⁹ M. W. Dudek,³³ L. Dufour,⁴⁷ P. Durante,⁴⁷ J. M. Durham,⁶⁶
 D. Dutta,⁶¹ M. Dziewiecki,¹⁶ A. Dziurda,³³ A. Dzyuba,³⁷ S. Easo,⁵⁶ U. Egede,⁶⁹ V. Egorychev,³⁸ S. Eidelman,^{42,e}
 S. Eisenhardt,⁵⁷ S. Ek-In,⁴⁸ L. Eklund,⁵⁸ S. Ely,⁶⁷ A. Ene,³⁶ E. Eppe,⁶⁶ S. Escher,¹³ J. Eschle,⁴⁹ S. Esen,³¹ T. Evans,⁴⁷
 A. Falabella,¹⁹ J. Fan,³ Y. Fan,⁵ B. Fang,⁷² N. Farley,⁵² S. Farry,⁵⁹ D. Fazzini,¹¹ P. Fedin,³⁸ M. Féo,⁴⁷ P. Fernandez Declara,⁴⁷
 A. Fernandez Prieto,⁴⁵ F. Ferrari,^{19,c} L. Ferreira Lopes,⁴⁸ F. Ferreira Rodrigues,² S. Ferreres Sole,³¹ M. Ferrillo,⁴⁹
 M. Ferro-Luzzi,⁴⁷ S. Filippov,⁴⁰ R. A. Fini,¹⁸ M. Fiorini,^{20,f} M. Firlej,³⁴ K. M. Fischer,⁶² C. Fitzpatrick,⁶¹ T. Fiutowski,³⁴
 F. Fleuret,^{11,a} M. Fontana,⁴⁷ F. Fontanelli,^{23,b} R. Forty,⁴⁷ V. Franco Lima,⁵⁹ M. Franco Sevilla,⁶⁵ M. Frank,⁴⁷ E. Franzoso,²⁰
 G. Frau,¹⁶ C. Frei,⁴⁷ D. A. Friday,⁵⁸ J. Fu,^{25,m} Q. Fuehring,¹⁴ W. Funk,⁴⁷ E. Gabriel,⁵⁷ T. Gaintseva,⁴¹ A. Gallas Torreira,⁴⁵
 D. Galli,^{19,c} S. Gallorini,²⁷ S. Gambetta,⁵⁷ Y. Gan,³ M. Gandelman,² P. Gandini,²⁵ Y. Gao,⁴ M. Garau,²⁶
 L. M. Garcia Martin,⁴⁶ P. Garcia Moreno,⁴⁴ J. García Pardiñas,⁴⁹ B. Garcia Plana,⁴⁵ F. A. Garcia Rosales,¹¹ L. Garrido,⁴⁴
 D. Gascon,⁴⁴ C. Gaspar,⁴⁷ R. E. Geertsema,³¹ D. Gerick,¹⁶ E. Gersabeck,⁶¹ M. Gersabeck,⁶¹ T. Gershon,⁵⁵ D. Gerstel,¹⁰
 Ph. Ghez,⁸ V. Gibson,⁵⁴ A. Gioventù,⁴⁵ P. Gironella Gironell,⁴⁴ L. Giubega,³⁶ C. Giugliano,^{20,f} K. Gizdov,⁵⁷
 V. V. Gligorov,¹² C. Göbel,⁷⁰ E. Golobardes,^{44,h} D. Golubkov,³⁸ A. Golutvin,^{60,79} A. Gomes,^{1,n} M. Goncerz,³³
 P. Gorbounov,³⁸ I. V. Gorelov,³⁹ C. Gotti,^{24,g} E. Govorkova,³¹ J. P. Grabowski,¹⁶ R. Graciani Diaz,⁴⁴ T. Grammatico,¹²
 L. A. Granado Cardoso,⁴⁷ E. Graugés,⁴⁴ E. Graverini,⁴⁸ G. Graziani,²¹ A. Grecu,³⁶ L. M. Greeven,³¹ P. Griffith,^{20,f}
 L. Grillo,⁶¹ L. Gruber,⁴⁷ B. R. Gruber Cazon,⁶² C. Gu,³ M. Guarise,²⁰ P. A. Günther,¹⁶ E. Gushchin,⁴⁰ A. Guth,¹³
 Yu. Guz,^{43,47} T. Gys,⁴⁷ T. Hadavizadeh,⁶⁹ G. Haefeli,⁴⁸ C. Haen,⁴⁷ S. C. Haines,⁵⁴ P. M. Hamilton,⁶⁵ Q. Han,⁷ X. Han,¹⁶
 T. H. Hancock,⁶² S. Hansmann-Menzemer,¹⁶ N. Harnew,⁶² T. Harrison,⁵⁹ R. Hart,³¹ C. Hasse,⁴⁷ M. Hatch,⁴⁷ J. He,⁵
 M. Hecker,⁶⁰ K. Heijhoff,³¹ K. Heinicke,¹⁴ A. M. Hennequin,⁴⁷ K. Hennessy,⁵⁹ L. Henry,^{25,46} J. Heuel,¹³ A. Hicheur,⁶⁸
 D. Hill,⁶² M. Hilton,⁶¹ S. E. Hollitt,¹⁴ P. H. Hopchev,⁴⁸ J. Hu,¹⁶ J. Hu,⁷¹ W. Hu,⁷ W. Huang,⁵ W. Hulsbergen,³¹ T. Humair,⁶⁰
 R. J. Hunter,⁵⁵ M. Hushchyn,⁸⁰ D. Hutchcroft,⁵⁹ D. Hynds,³¹ P. Ibis,¹⁴ M. Idzik,³⁴ D. Ilin,³⁷ P. Ilten,⁵² A. Inglessi,³⁷
 K. Ivshin,³⁷ R. Jacobsson,⁴⁷ S. Jakobsen,⁴⁷ E. Jans,³¹ B. K. Jashal,⁴⁶ A. Jawahery,⁶⁵ V. Jevtic,¹⁴ F. Jiang,³ M. John,⁶²
 D. Johnson,⁴⁷ C. R. Jones,⁵⁴ T. P. Jones,⁵⁵ B. Jost,⁴⁷ N. Jurik,⁶² S. Kandybei,⁵⁰ Y. Kang,³ M. Karacson,⁴⁷ J. M. Kariuki,⁵³
 N. Kazeev,⁸⁰ M. Kecke,¹⁶ F. Keizer,^{54,47} M. Kelsey,⁶⁷ M. Kenzie,⁵⁵ T. Ketel,³² B. Khanji,⁴⁷ A. Kharisova,⁸¹ K. E. Kim,⁶⁷
 T. Kirn,¹³ V. S. Kirsebom,⁴⁸ O. Kitouni,⁶³ S. Klaver,²² K. Klimaszewski,³⁵ S. Koliiev,⁵¹ A. Kondybayeva,⁷⁹
 A. Konoplyannikov,³⁸ P. Kopciwicz,³⁴ R. Kopečna,¹⁶ P. Koppenburg,³¹ M. Korolev,³⁹ I. Kostyuk,^{31,51} O. Kot,⁵¹
 S. Kotriakhova,³⁷ P. Kravchenko,³⁷ L. Kravchuk,⁴⁰ R. D. Krawczyk,⁴⁷ M. Kreps,⁵⁵ F. Kress,⁶⁰ S. Kretzschmar,¹³
 P. Krokovny,^{42,e} W. Krupa,³⁴ W. Krzemien,³⁵ W. Kucewicz,^{33,o} M. Kucharczyk,³³ V. Kudryavtsev,^{42,e} H. S. Kuindersma,³¹
 G. J. Kunde,⁶⁶ T. Kvaratskheliya,³⁸ D. Lacarrere,⁴⁷ G. Lafferty,⁶¹ A. Lai,²⁶ A. Lampis,²⁶ D. Lancierini,⁴⁹ J. J. Lane,⁶¹

R. Lane,⁵³ G. Lanfranchi,²² C. Langenbruch,¹³ O. Lantwin,^{49,79} T. Latham,⁵⁵ F. Lazzari,^{28,p} R. Le Gac,¹⁰ S. H. Lee,⁸² R. Lefèvre,⁹ A. Leflat,^{39,47} O. Leroy,¹⁰ T. Lesiak,³³ B. Leverington,¹⁶ H. Li,⁷¹ L. Li,⁶² P. Li,¹⁶ X. Li,⁶⁶ Y. Li,⁶ Y. Li,⁶ Z. Li,⁶⁷ X. Liang,⁶⁷ T. Lin,⁶⁰ R. Lindner,⁴⁷ V. Lisovskyi,¹⁴ R. Litvinov,²⁶ G. Liu,⁷¹ H. Liu,⁵ S. Liu,⁶ X. Liu,³ A. Loi,²⁶ J. Lomba Castro,⁴⁵ I. Longstaff,⁵⁸ J. H. Lopes,² G. Loustau,⁴⁹ G. H. Lovell,⁵⁴ Y. Lu,⁶ D. Lucchesi,^{27,q} S. Luchuk,⁴⁰ M. Lucio Martinez,³¹ V. Lukashenko,³¹ Y. Luo,³ A. Lupato,⁶¹ E. Luppi,^{20,f} O. Lupton,⁵⁵ A. Lusiani,^{28,r} X. Lyu,⁵ L. Ma,⁶ S. Maccolini,^{19,c} F. Machefert,¹¹ F. Maciuc,³⁶ V. Macko,⁴⁸ P. Mackowiak,¹⁴ S. Maddrell-Mander,⁵³ L. R. Madhan Mohan,⁵³ O. Maev,³⁷ A. Maevskiy,⁸⁰ D. Maisuzenko,³⁷ M. W. Majewski,³⁴ S. Malde,⁶² B. Malecki,⁴⁷ A. Malinin,⁷⁸ T. Maltsev,^{42,e} H. Malygina,¹⁶ G. Manca,^{26,k} G. Mancinelli,¹⁰ R. Manera Escalero,⁴⁴ D. Manuzzi,^{19,c} D. Marangotto,^{25,m} J. Maratas,^{9,s} J. F. Marchand,⁸ U. Marconi,¹⁹ S. Mariani,^{21,21,47} C. Marin Benito,¹¹ M. Marinangeli,⁴⁸ P. Marino,⁴⁸ J. Marks,¹⁶ P. J. Marshall,⁵⁹ G. Martellotti,³⁰ L. Martinazzoli,⁴⁷ M. Martinelli,^{24,g} D. Martinez Santos,⁴⁵ F. Martinez Vidal,⁴⁶ A. Massafferri,¹ M. Materok,¹³ R. Matev,⁴⁷ A. Mathad,⁴⁹ Z. Mathe,⁴⁷ V. Matiunin,³⁸ C. Matteuzzi,²⁴ K. R. Mattioli,⁸² A. Mauri,⁴⁹ E. Maurice,^{11,a} M. Mazurek,³⁵ M. McCann,⁶⁰ L. Mcconnell,¹⁷ T. H. Mcgrath,⁶¹ A. McNab,⁶¹ R. McNulty,¹⁷ J. V. Mead,⁵⁹ B. Meadows,⁶⁴ C. Meaux,¹⁰ G. Meier,¹⁴ N. Meinert,⁷⁵ D. Melnychuk,³⁵ S. Meloni,^{24,g} M. Merk,³¹ A. Merli,²⁵ L. Meyer Garcia,² M. Mikhasenko,⁴⁷ D. A. Milanes,⁷³ E. Millard,⁵⁵ M.-N. Minard,⁸ O. Mineev,³⁸ L. Minzoni,^{20,f} S. E. Mitchell,⁵⁷ B. Mitreska,⁶¹ D. S. Mitzel,⁴⁷ A. Mödden,¹⁴ A. Mogini,¹² R. A. Mohammed,⁶² R. D. Moise,⁶⁰ T. Mombächer,¹⁴ I. A. Monroy,⁷³ S. Monteil,⁹ M. Morandin,²⁷ G. Morello,²² M. J. Morello,^{28,r} J. Moron,³⁴ A. B. Morris,¹⁰ A. G. Morris,⁵⁵ R. Mountain,⁶⁷ H. Mu,³ F. Muheim,⁵⁷ M. Mukherjee,⁷ M. Mulder,⁴⁷ D. Müller,⁴⁷ K. Müller,⁴⁹ C. H. Murphy,⁶² D. Murray,⁶¹ P. Muzzetto,²⁶ P. Naik,⁵³ T. Nakada,⁴⁸ R. Nandakumar,⁵⁶ T. Nanut,⁴⁸ I. Nasteva,² M. Needham,⁵⁷ I. Neri,^{20,f} N. Neri,^{25,m} S. Neubert,⁷⁴ N. Neufeld,⁴⁷ R. Newcombe,⁶⁰ T. D. Nguyen,⁴⁸ C. Nguyen-Mau,^{48,t} E. M. Niel,¹¹ S. Nieswand,¹³ N. Nikitin,³⁹ N. S. Nolte,⁴⁷ C. Nunez,⁸² A. Oblakowska-Mucha,³⁴ V. Obraztsov,⁴³ S. Ogilvy,⁵⁸ D. P. O'Hanlon,⁵³ R. Oldeman,^{26,k} C. J. G. Onderwater,⁷⁶ J. D. Osborn,⁸² A. Ossowska,³³ J. M. Otorola Goicochea,² T. Ovsinnikova,³⁸ P. Owen,⁴⁹ A. Oyanguren,⁴⁶ B. Pagare,⁵⁵ P. R. Pais,⁴⁷ T. Pajero,^{28,47,28,r} A. Palano,¹⁸ M. Palutan,²² Y. Pan,⁶¹ G. Panshin,⁸¹ A. Papanestis,⁵⁶ M. Pappagallo,⁵⁷ L. L. Pappalardo,^{20,f} C. Pappenheimer,⁶⁴ W. Parker,⁶⁵ C. Parkes,⁶¹ C. J. Parkinson,⁴⁵ G. Passaleva,^{21,47} A. Pastore,¹⁸ M. Patel,⁶⁰ C. Patrignani,^{19,c} A. Pearce,⁴⁷ A. Pellegrino,³¹ M. Pepe Altarelli,⁴⁷ S. Perazzini,¹⁹ D. Pereira,³⁸ P. Perret,⁹ K. Petridis,⁵³ A. Petrolini,^{23,b} A. Petrov,⁷⁸ S. Petrucci,⁵⁷ M. Petruzzo,^{25,m} A. Philippov,⁴¹ L. Pica,²⁸ B. Pietrzyk,⁸ G. Pietrzyk,⁴⁸ M. Pili,⁶² D. Pinci,³⁰ J. Pinzino,⁴⁷ F. Pisani,¹⁹ A. Piucci,¹⁶ V. Placinta,³⁶ S. Playfer,⁵⁷ J. Plews,⁵² M. Plo Casasus,⁴⁵ F. Polci,¹² M. Poli Lener,²² M. Poliakov,⁶⁷ A. Poluektov,¹⁰ N. Polukhina,^{79,u} I. Polyakov,⁶⁷ E. Polycarpo,² G. J. Pomery,⁵³ S. Ponce,⁴⁷ A. Popov,⁴³ D. Popov,⁵² S. Popov,⁴¹ S. Poslavskii,⁴³ K. Prasanth,³³ L. Promberger,⁴⁷ C. Prouve,⁴⁵ V. Pugatch,⁵¹ A. Puig Navarro,⁴⁹ H. Pullen,⁶² G. Punzi,^{28,v} W. Qian,⁵ J. Qin,⁵ R. Quagliani,¹² B. Quintana,⁸ N. V. Raab,¹⁷ R. I. Rabadan Trejo,¹⁰ B. Rachwal,³⁴ J. H. Rademacker,⁵³ M. Rama,²⁸ M. Ramos Pernas,⁴⁵ M. S. Rangel,² F. Ratnikov,^{41,80} G. Raven,³² M. Reboud,⁸ F. Redi,⁴⁸ F. Reiss,¹² C. Remon Alepuz,⁴⁶ Z. Ren,³ V. Renaudin,⁶² R. Ribatti,²⁸ S. Ricciardi,⁵⁶ D. S. Richards,⁵⁶ S. Richards,⁵³ K. Rinnert,⁵⁹ P. Robbe,¹¹ A. Robert,¹² G. Robertson,⁵⁷ A. B. Rodrigues,⁴⁸ E. Rodrigues,⁵⁹ J. A. Rodriguez Lopez,⁷³ M. Roehrken,⁴⁷ A. Rollings,⁶² V. Romanovskiy,⁴³ M. Romero Lamas,⁴⁵ A. Romero Vidal,⁴⁵ J. D. Roth,⁸² M. Rotondo,²² M. S. Rudolph,⁶⁷ T. Ruf,⁴⁷ J. Ruiz Vidal,⁴⁶ A. Ryzhikov,⁸⁰ J. Ryzka,³⁴ J. J. Saborido Silva,⁴⁵ N. Sagidova,³⁷ N. Sahoo,⁵⁵ B. Saitta,^{26,k} C. Sanchez Gras,³¹ C. Sanchez Mayordomo,⁴⁶ R. Santacesaria,³⁰ C. Santamarina Rios,⁴⁵ M. Santimaria,²² E. Santovetti,^{29,w} G. Sarpis,⁶¹ M. Sarpis,⁷⁴ A. Sarti,³⁰ C. Satriano,^{30,x} A. Satta,²⁹ M. Saur,⁵ D. Savrina,^{38,39} H. Sazak,⁹ L. G. Scantlebury Smead,⁶² S. Schael,¹³ M. Schellenberg,¹⁴ M. Schiller,⁵⁸ H. Schindler,⁴⁷ M. Schmelling,¹⁵ T. Schmelzer,¹⁴ B. Schmidt,⁴⁷ O. Schneider,⁴⁸ A. Schopper,⁴⁷ H. F. Schreiner,⁶⁴ M. Schubiger,³¹ S. Schulte,⁴⁸ M. H. Schune,¹¹ R. Schwemmer,⁴⁷ B. Sciascia,²² A. Sciubba,²² S. Sellam,⁶⁸ A. Semennikov,³⁸ A. Sergi,^{52,47} N. Serra,⁴⁹ J. Serrano,¹⁰ L. Sestini,²⁷ A. Seuthe,¹⁴ P. Seyfert,⁴⁷ D. M. Shangase,⁸² M. Shapkin,⁴³ L. Shchutska,⁴⁸ T. Shears,⁵⁹ L. Shekhtman,^{42,e} V. Shevchenko,⁷⁸ E. B. Shields,^{24,g} E. Shmanin,⁷⁹ J. D. Shupperd,⁶⁷ B. G. Siddi,²⁰ R. Silva Coutinho,⁴⁹ L. Silva de Oliveira,² G. Simi,^{27,q} S. Simone,^{18,j} I. Skiba,^{20,f} N. Skidmore,⁷⁴ T. Skwarnicki,⁶⁷ M. W. Slater,⁵² J. C. Smallwood,⁶² J. G. Smeaton,⁵⁴ A. Smetkina,³⁸ E. Smith,¹³ I. T. Smith,⁵⁷ M. Smith,⁶⁰ A. Snoch,³¹ M. Soares,¹⁹ L. Soares Lavoura,⁹ M. D. Sokoloff,⁶⁴ F. J. P. Soler,⁵⁸ A. Solovev,³⁷ I. Solovyev,³⁷ F. L. Souza De Almeida,² B. Souza De Paula,² B. Spaan,¹⁴ E. Spadaro Norella,^{25,m} P. Spradlin,⁵⁸ F. Stagni,⁴⁷ M. Stahl,⁶⁴ S. Stahl,⁴⁷ P. Stefko,⁴⁸ O. Steinkamp,^{49,79} S. Stemmler,¹⁶ O. Stenyakin,⁴³ M. Stepanova,³⁷ H. Stevens,¹⁴ S. Stone,⁶⁷ S. Stracka,²⁸ M. E. Stramaglia,⁴⁸ M. Straticiu,³⁶ D. Strelakina,⁷⁹ S. Strovkov,⁸¹ F. Suljik,⁶² J. Sun,²⁶ L. Sun,⁷² Y. Sun,⁶⁵ P. Svihra,⁶¹ P. N. Swallow,⁵² K. Swientek,³⁴ A. Szabelski,³⁵ T. Szumlak,³⁴ M. Szymanski,⁴⁷ S. Taneja,⁶¹ Z. Tang,³ T. Tekampe,¹⁴ F. Teubert,⁴⁷ E. Thomas,⁴⁷ K. A. Thomson,⁵⁹

M. J. Tilley,⁶⁰ V. Tisserand,⁹ S. T’Jampens,⁸ M. Tobin,⁶ S. Tolk,⁴⁷ L. Tomassetti,^{20,f} D. Torres Machado,¹ D. Y. Tou,¹² E. Tournefier,⁸ M. Traill,⁵⁸ M. T. Tran,⁴⁸ E. Trifonova,⁷⁹ C. Tripll,⁴⁸ A. Tsaregorodtsev,¹⁰ G. Tuci,^{28,v} A. Tully,⁴⁸ N. Tuning,³¹ A. Ukleja,³⁵ D. J. Unverzagt,¹⁶ A. Usachov,³¹ A. Ustyuzhanin,^{41,80} U. Uwer,¹⁶ A. Vagner,⁸¹ V. Vagnoni,¹⁹ A. Valassi,⁴⁷ G. Valenti,¹⁹ M. van Beuzekom,³¹ H. Van Hecke,⁶⁶ E. van Herwijnen,⁷⁹ C. B. Van Hulse,¹⁷ M. van Veghel,⁷⁶ R. Vazquez Gomez,⁴⁵ P. Vazquez Regueiro,⁴⁵ C. Vázquez Sierra,³¹ S. Vecchi,²⁰ J. J. Velthuis,⁵³ M. Veltri,^{21,y} A. Venkateswaran,⁶⁷ M. Veronesi,³¹ M. Vesterinen,⁵⁵ J. V. Viana Barbosa,⁴⁷ D. Vieira,⁶⁴ M. Vieites Diaz,⁴⁸ H. Viemann,⁷⁵ X. Vilasis-Cardona,⁴⁴ E. Vilella Figueras,⁵⁹ P. Vincent,¹² G. Vitali,²⁸ A. Vitkovskiy,³¹ A. Vollhardt,⁴⁹ D. Vom Bruch,¹² A. Vorobyev,³⁷ V. Vorobyev,^{42,e} N. Voropaev,³⁷ R. Waldi,⁷⁵ J. Walsh,²⁸ J. Wang,³ J. Wang,⁷² J. Wang,⁴ J. Wang,⁶ M. Wang,³ R. Wang,⁵³ Y. Wang,⁷ Z. Wang,⁴⁹ D. R. Ward,⁵⁴ H. M. Wark,⁵⁹ N. K. Watson,⁵² S. G. Weber,¹² D. Websdale,⁶⁰ A. Weiden,⁴⁹ C. Weisser,⁶³ B. D. C. Westhenry,⁵³ D. J. White,⁶¹ M. Whitehead,⁵³ D. Wiedner,¹⁴ G. Wilkinson,⁶² M. Wilkinson,⁶⁷ I. Williams,⁵⁴ M. Williams,^{63,69} M. R. J. Williams,⁶¹ F. F. Wilson,⁵⁶ W. Wislicki,³⁵ M. Witek,³³ L. Witola,¹⁶ G. Wormser,¹¹ S. A. Wotton,⁵⁴ H. Wu,⁶⁷ K. Wyllie,⁴⁷ Z. Xiang,⁵ D. Xiao,⁷ Y. Xie,⁷ H. Xing,⁷¹ A. Xu,⁴ J. Xu,⁵ L. Xu,³ M. Xu,⁷ Q. Xu,⁵ Z. Xu,⁴ D. Yang,³ Y. Yang,⁵ Z. Yang,³ Z. Yang,⁶⁵ Y. Yao,⁶⁷ L. E. Yeomans,⁵⁹ H. Yin,⁷ J. Yu,⁷ X. Yuan,⁶⁷ O. Yushchenko,⁴³ K. A. Zarebski,⁵² M. Zavertyaev,^{15,u} M. Zdybal,³³ O. Zenaiev,⁴⁷ M. Zeng,³ D. Zhang,⁷ L. Zhang,³ S. Zhang,⁴ Y. Zhang,⁴⁷ A. Zhelezov,¹⁶ Y. Zheng,⁵ X. Zhou,⁵ Y. Zhou,⁵ X. Zhu,³ V. Zhukov,^{13,39} J. B. Zonneveld,⁵⁷ S. Zucchelli,^{19,c} D. Zuliani,²⁷ and G. Zunica⁶¹

(LHCb Collaboration)

¹*Centro Brasileiro de Pesquisas Físicas (CBPF), Rio de Janeiro, Brazil*

²*Universidade Federal do Rio de Janeiro (UFRJ), Rio de Janeiro, Brazil*

³*Center for High Energy Physics, Tsinghua University, Beijing, China*

⁴*School of Physics State Key Laboratory of Nuclear Physics and Technology, Peking University, Beijing, China*

⁵*University of Chinese Academy of Sciences, Beijing, China*

⁶*Institute Of High Energy Physics (IHEP), Beijing, China*

⁷*Institute of Particle Physics, Central China Normal University, Wuhan, Hubei, China*

⁸*Université Grenoble Alpes, University Savoie Mont Blanc, CNRS, IN2P3-LAPP, Annecy, France*

⁹*Université Clermont Auvergne, CNRS/IN2P3, LPC, Clermont-Ferrand, France*

¹⁰*Aix Marseille Univ, CNRS/IN2P3, CPPM, Marseille, France*

¹¹*Université Paris-Saclay, CNRS/IN2P3, IJCLab, Orsay, France*

¹²*LPNHE, Sorbonne Université, Paris Diderot Sorbonne Paris Cité, CNRS/IN2P3, Paris, France*

¹³*I. Physikalisches Institut, RWTH Aachen University, Aachen, Germany*

¹⁴*Fakultät Physik, Technische Universität Dortmund, Dortmund, Germany*

¹⁵*Max-Planck-Institut für Kernphysik (MPIK), Heidelberg, Germany*

¹⁶*Physikalisches Institut, Ruprecht-Karls-Universität Heidelberg, Heidelberg, Germany*

¹⁷*School of Physics, University College Dublin, Dublin, Ireland*

¹⁸*INFN Sezione di Bari, Bari, Italy*

¹⁹*INFN Sezione di Bologna, Bologna, Italy*

²⁰*INFN Sezione di Ferrara, Ferrara, Italy*

²¹*INFN Sezione di Firenze, Firenze, Italy*

²²*INFN Laboratori Nazionali di Frascati, Frascati, Italy*

²³*INFN Sezione di Genova, Genova, Italy*

²⁴*INFN Sezione di Milano-Bicocca, Milano, Italy*

²⁵*INFN Sezione di Milano, Milano, Italy*

²⁶*INFN Sezione di Cagliari, Monserrato, Italy*

²⁷*INFN Sezione di Padova, Padova, Italy*

²⁸*INFN Sezione di Pisa, Pisa, Italy*

²⁹*INFN Sezione di Roma Tor Vergata, Roma, Italy*

³⁰*INFN Sezione di Roma La Sapienza, Roma, Italy*

³¹*Nikhef National Institute for Subatomic Physics, Amsterdam, Netherlands*

³²*Nikhef National Institute for Subatomic Physics and VU University Amsterdam, Amsterdam, Netherlands*

³³*Henryk Niewodniczanski Institute of Nuclear Physics Polish Academy of Sciences, Kraków, Poland*

³⁴*AGH - University of Science and Technology, Faculty of Physics and Applied Computer Science, Kraków, Poland*

³⁵*National Center for Nuclear Research (NCBJ), Warsaw, Poland*

- ³⁶*Horia Hulubei National Institute of Physics and Nuclear Engineering, Bucharest-Magurele, Romania*
- ³⁷*Petersburg Nuclear Physics Institute NRC Kurchatov Institute (PNPI NRC KI), Gatchina, Russia*
- ³⁸*Institute of Theoretical and Experimental Physics NRC Kurchatov Institute (ITEP NRC KI), Moscow, Russia, Moscow, Russia*
- ³⁹*Institute of Nuclear Physics, Moscow State University (SINP MSU), Moscow, Russia*
- ⁴⁰*Institute for Nuclear Research of the Russian Academy of Sciences (INR RAS), Moscow, Russia*
- ⁴¹*Yandex School of Data Analysis, Moscow, Russia*
- ⁴²*Budker Institute of Nuclear Physics (SB RAS), Novosibirsk, Russia*
- ⁴³*Institute for High Energy Physics NRC Kurchatov Institute (IHEP NRC KI), Protvino, Russia, Protvino, Russia*
- ⁴⁴*ICCUB, Universitat de Barcelona, Barcelona, Spain*
- ⁴⁵*Instituto Galego de Física de Altas Enerxías (IGFAE), Universidade de Santiago de Compostela, Santiago de Compostela, Spain*
- ⁴⁶*Instituto de Física Corpuscular, Centro Mixto Universidad de Valencia - CSIC, Valencia, Spain*
- ⁴⁷*European Organization for Nuclear Research (CERN), Geneva, Switzerland*
- ⁴⁸*Institute of Physics, Ecole Polytechnique Fédérale de Lausanne (EPFL), Lausanne, Switzerland*
- ⁴⁹*Physik-Institut, Universität Zürich, Zürich, Switzerland*
- ⁵⁰*NSC Kharkiv Institute of Physics and Technology (NSC KIPT), Kharkiv, Ukraine*
- ⁵¹*Institute for Nuclear Research of the National Academy of Sciences (KINR), Kyiv, Ukraine*
- ⁵²*University of Birmingham, Birmingham, United Kingdom*
- ⁵³*H.H. Wills Physics Laboratory, University of Bristol, Bristol, United Kingdom*
- ⁵⁴*Cavendish Laboratory, University of Cambridge, Cambridge, United Kingdom*
- ⁵⁵*Department of Physics, University of Warwick, Coventry, United Kingdom*
- ⁵⁶*STFC Rutherford Appleton Laboratory, Didcot, United Kingdom*
- ⁵⁷*School of Physics and Astronomy, University of Edinburgh, Edinburgh, United Kingdom*
- ⁵⁸*School of Physics and Astronomy, University of Glasgow, Glasgow, United Kingdom*
- ⁵⁹*Oliver Lodge Laboratory, University of Liverpool, Liverpool, United Kingdom*
- ⁶⁰*Imperial College London, London, United Kingdom*
- ⁶¹*Department of Physics and Astronomy, University of Manchester, Manchester, United Kingdom*
- ⁶²*Department of Physics, University of Oxford, Oxford, United Kingdom*
- ⁶³*Massachusetts Institute of Technology, Cambridge, Massachusetts, USA*
- ⁶⁴*University of Cincinnati, Cincinnati, Ohio, USA*
- ⁶⁵*University of Maryland, College Park, Maryland, USA*
- ⁶⁶*Los Alamos National Laboratory (LANL), Los Alamos, USA*
- ⁶⁷*Syracuse University, Syracuse, New York, USA*
- ⁶⁸*Laboratory of Mathematical and Subatomic Physics, Constantine, Algeria (associated with Universidade Federal do Rio de Janeiro (UFRJ), Rio de Janeiro, Brazil)*
- ⁶⁹*School of Physics and Astronomy, Monash University, Melbourne, Australia (associated with Department of Physics, University of Warwick, Coventry, United Kingdom)*
- ⁷⁰*Pontificia Universidade Católica do Rio de Janeiro (PUC-Rio), Rio de Janeiro, Brazil (associated with Universidade Federal do Rio de Janeiro (UFRJ), Rio de Janeiro, Brazil)*
- ⁷¹*Guangdong Provincial Key Laboratory of Nuclear Science, Institute of Quantum Matter, South China Normal University, Guangzhou, China (associated with Center for High Energy Physics, Tsinghua University, Beijing, China)*
- ⁷²*School of Physics and Technology, Wuhan University, Wuhan, China (associated with Center for High Energy Physics, Tsinghua University, Beijing, China)*
- ⁷³*Departamento de Física, Universidad Nacional de Colombia, Bogota, Colombia (associated with LPNHE, Sorbonne Université, Paris Diderot Sorbonne Paris Cité, CNRS/IN2P3, Paris, France)*
- ⁷⁴*Universität Bonn - Helmholtz-Institut für Strahlen und Kernphysik, Bonn, Germany (associated with Physikalisches Institut, Ruprecht-Karls-Universität Heidelberg, Heidelberg, Germany)*
- ⁷⁵*Institut für Physik, Universität Rostock, Rostock, Germany (associated with Physikalisches Institut, Ruprecht-Karls-Universität Heidelberg, Heidelberg, Germany)*
- ⁷⁶*Van Swinderen Institute, University of Groningen, Groningen, Netherlands (associated with Nikhef National Institute for Subatomic Physics, Amsterdam, Netherlands)*
- ⁷⁷*Universiteit Maastricht, Maastricht, Netherlands (associated with Nikhef National Institute for Subatomic Physics, Amsterdam, Netherlands)*
- ⁷⁸*National Research Centre Kurchatov Institute, Moscow, Russia (associated with Institute of Theoretical and Experimental Physics NRC Kurchatov Institute (ITEP NRC KI), Moscow, Russia, Moscow, Russia)*

⁷⁹*National University of Science and Technology “MISIS”, Moscow, Russia (associated with Institute of Theoretical and Experimental Physics NRC Kurchatov Institute (ITEP NRC KI), Moscow, Russia, Moscow, Russia)*

⁸⁰*National Research University Higher School of Economics, Moscow, Russia (associated with Yandex School of Data Analysis, Moscow, Russia)*

⁸¹*National Research Tomsk Polytechnic University, Tomsk, Russia (associated with Institute of Theoretical and Experimental Physics NRC Kurchatov Institute (ITEP NRC KI), Moscow, Russia, Moscow, Russia)*

⁸²*University of Michigan, Ann Arbor, USA (associated with Syracuse University, Syracuse, New York, USA)*

^aAlso at Laboratoire Leprince-Ringuet, Palaiseau, France.

^bAlso at Università di Genova, Genova, Italy.

^cAlso at Università di Bologna, Bologna, Italy.

^dAlso at Università di Modena e Reggio Emilia, Modena, Italy.

^eAlso at Novosibirsk State University, Novosibirsk, Russia.

^fAlso at Università di Ferrara, Ferrara, Italy.

^gAlso at Università di Milano Bicocca, Milano, Italy.

^hAlso at DS4DS, La Salle, Universitat Ramon Llull, Barcelona, Spain.

ⁱAlso at Universidad Nacional Autonoma de Honduras, Tegucigalpa, Honduras.

^jAlso at Università di Bari, Bari, Italy.

^kAlso at Università di Cagliari, Cagliari, Italy.

^lAlso at INFN Sezione di Trieste, Trieste, Italy.

^mAlso at Università degli Studi di Milano, Milano, Italy.

ⁿAlso at Universidade Federal do Triângulo Mineiro (UFTM), Uberaba-MG, Brazil.

^oAlso at AGH - University of Science and Technology, Faculty of Computer Science, Electronics and Telecommunications, Kraków, Poland.

^pAlso at Università di Siena, Siena, Italy.

^qAlso at Università di Padova, Padova, Italy.

^rAlso at Scuola Normale Superiore, Pisa, Italy.

^sAlso at MSU - Iligan Institute of Technology (MSU-IIT), Iligan, Philippines.

^tAlso at Hanoi University of Science, Hanoi, Vietnam.

^uAlso at P.N. Lebedev Physical Institute, Russian Academy of Science (LPI RAS), Moscow, Russia.

^vAlso at Università di Pisa, Pisa, Italy.

^wAlso at Università di Roma Tor Vergata, Roma, Italy.

^xAlso at Università della Basilicata, Potenza, Italy.

^yAlso at Università di Urbino, Urbino, Italy.