

Analysis of Neutral B -Meson Decays into Two MuonsR. Aaij *et al.**
(LHCb Collaboration) (Received 24 August 2021; accepted 8 December 2021; published 25 January 2022)

Branching fraction and effective lifetime measurements of the rare decay $B_s^0 \rightarrow \mu^+\mu^-$ and searches for the decays $B^0 \rightarrow \mu^+\mu^-$ and $B_s^0 \rightarrow \mu^+\mu^-\gamma$ are reported using proton-proton collision data collected with the LHCb detector at center-of-mass energies of 7, 8, and 13 TeV, corresponding to a luminosity of 9 fb^{-1} . The branching fraction $\mathcal{B}(B_s^0 \rightarrow \mu^+\mu^-) = (3.09_{-0.43-0.11}^{+0.46+0.15}) \times 10^{-9}$ and the effective lifetime $\tau(B_s^0 \rightarrow \mu^+\mu^-) = 2.07 \pm 0.29 \pm 0.03 \text{ ps}$ are measured, where the first uncertainty is statistical and the second systematic. No significant signal for $B^0 \rightarrow \mu^+\mu^-$ and $B_s^0 \rightarrow \mu^+\mu^-\gamma$ decays is found and upper limits $\mathcal{B}(B^0 \rightarrow \mu^+\mu^-) < 2.6 \times 10^{-10}$ and $\mathcal{B}(B_s^0 \rightarrow \mu^+\mu^-\gamma) < 2.0 \times 10^{-9}$ at the 95% C.L. are determined, where the latter is limited to the range $m_{\mu\mu} > 4.9 \text{ GeV}/c^2$. The results are in agreement with the standard model expectations.

DOI: 10.1103/PhysRevLett.128.041801

The leptonic decays $B^0 \rightarrow \mu^+\mu^-$ and $B_s^0 \rightarrow \mu^+\mu^-$ are very rare in the standard model (SM) of particle physics because they only proceed via quantum-loop transitions and are helicity and Cabibbo-Kobayashi-Maskawa (CKM) suppressed. The SM predictions of their time-integrated branching fractions, $\mathcal{B}(B_s^0 \rightarrow \mu^+\mu^-) = (3.66 \pm 0.14) \times 10^{-9}$ and $\mathcal{B}(B^0 \rightarrow \mu^+\mu^-) = (1.03 \pm 0.05) \times 10^{-10}$ [1,2], have small uncertainties owing to the leptonic final state and to the progress in lattice QCD calculations [3–7]. Precise measurements of these observables may reveal discrepancies with the expected values due to the existence of new particles contributing to the decay amplitudes, such as heavy Z' gauge bosons, leptoquarks, or non-SM Higgs bosons (see, e.g., [8]). For these reasons, over the last decades the measurement of the $B^0 \rightarrow \mu^+\mu^-$ and $B_s^0 \rightarrow \mu^+\mu^-$ rates has attracted considerable interest in both theoretical and experimental communities, culminating with the observation of the $B_s^0 \rightarrow \mu^+\mu^-$ decay using the joint LHCb and CMS Run 1 data sets [9] followed by the first single-experiment observation by LHCb [10]. Recently, the LHCb measurement has been combined with the ATLAS and CMS measurements [11,12] resulting in $\mathcal{B}(B_s^0 \rightarrow \mu^+\mu^-) = (2.69_{-0.35}^{+0.37}) \times 10^{-9}$ and $\mathcal{B}(B^0 \rightarrow \mu^+\mu^-) < 1.9 \times 10^{-10}$ at 95% confidence level (C.L.) [13], consistent with SM predictions within two standard deviations.

The $B^0 \rightarrow \mu^+\mu^-$ and $B_s^0 \rightarrow \mu^+\mu^-$ decays can be accompanied by the emission of final-state radiation (FSR) from the muons or initial-state radiation (ISR) from the valence quarks, with negligible interference between the two processes [14–16]. Photons from FSR are predominantly soft and their contribution is included experimentally in the reconstructed $B_{(s)}^0$ mass shape as a radiative tail. On the contrary, the ISR process, indicated as $B_s^0 \rightarrow \mu^+\mu^-\gamma$ in this Letter, is characterized by a larger momentum of the photon. This contribution, searched for in the present analysis for the first time, has a SM branching fraction of the order of 10^{-10} for a dimuon mass above the lower bound of the search window, $4.9 \text{ GeV}/c^2$, and can be affected by new physics contributions in a different way than the $B_s^0 \rightarrow \mu^+\mu^-$ decay [14,15,17–22]. Throughout this Letter, $B_{(s)}^0 \rightarrow \mu^+\mu^-$ candidates include $B_s^0 \rightarrow \mu^+\mu^-$, $B^0 \rightarrow \mu^+\mu^-$, or $B_s^0 \rightarrow \mu^+\mu^-\gamma$ decays with the dimuon pair selected in the mass range [4900, 6000] MeV/c^2 and the photon not reconstructed [16]. The contribution from $B^0 \rightarrow \mu^+\mu^-\gamma$ decays is considered negligible compared to that from $B_s^0 \rightarrow \mu^+\mu^-\gamma$ because of the additional CKM suppression and the mass shift to lower values.

The B_s^0 mass eigenstates are characterized by a sizable difference in their decay widths ($\Delta\Gamma_s$) compared to their average value ($1/\tau_{B_s}$), such that $y_s \equiv \tau_{B_s} \Delta\Gamma_s/2 = 0.065 \pm 0.003$ [23]. The effective lifetime, defined as the average decay time, is given by [24]

$$\tau_{\mu^+\mu^-} = \frac{\tau_{B_s^0}(1 + 2A_{\Delta\Gamma_s}^{\mu\mu}y_s + y_s^2)}{(1 - y_s^2)(1 + A_{\Delta\Gamma_s}^{\mu\mu}y_s)},$$

where $A_{\Delta\Gamma_s}^{\mu\mu} = 1$ (-1) if only the heavy (light) B_s^0 eigenstate can decay to the $\mu^+\mu^-$ final state. In the SM $A_{\Delta\Gamma_s}^{\mu\mu} = 1$, but

*Full author list given at the end of the article.

Published by the American Physical Society under the terms of the Creative Commons Attribution 4.0 International license. Further distribution of this work must maintain attribution to the author(s) and the published article's title, journal citation, and DOI. Funded by SCOAP³.

any value in the range $[-1, 1]$ may be possible in new physics scenarios. As a consequence, the effective lifetime of $B_s^0 \rightarrow \mu^+\mu^-$ decays can probe new physics in a way complementary to the branching fraction [25].

This Letter reports improved measurements of the $B_s^0 \rightarrow \mu^+\mu^-$ and $B^0 \rightarrow \mu^+\mu^-$ time-integrated branching fractions and of the $B_s^0 \rightarrow \mu^+\mu^-$ effective lifetime, which supersede the previous LHCb results [10], and a first search for $B_s^0 \rightarrow \mu^+\mu^-\gamma$ decays. A more comprehensive description of these measurements is reported in a companion article [26]. Inclusion of charge-conjugated processes is implied throughout the Letter. Results are based on data collected with the LHCb detector in the years 2011–2012 and 2015–2018, corresponding to an integrated luminosity of 1 fb^{-1} of proton-proton (pp) collisions at a center-of-mass energy $\sqrt{s} = 7 \text{ TeV}$, 2 fb^{-1} at $\sqrt{s} = 8 \text{ TeV}$ and 6 fb^{-1} recorded at $\sqrt{s} = 13 \text{ TeV}$. The first two data sets are referred to as Run 1 and the latter as Run 2.

The LHCb detector is a single-arm forward spectrometer covering the pseudorapidity range $2 < \eta < 5$, described in detail in Refs. [27,28]. The simulated events used in this analysis are produced with the software described in Refs. [29–33] taking into account the variations of the accelerator and detector conditions over time. In particular, FSR is simulated using PHOTOS [34]. ISR $B_s^0 \rightarrow \mu^+\mu^-\gamma$ decays are simulated according to the study in Ref. [14]. The analysis strategy is similar to that employed in Ref. [10], optimized to enhance the sensitivity to both B_s^0 and B^0 decays to $\mu^+\mu^-$. After loose trigger and selection requirements, $B_{(s)}^0 \rightarrow \mu^+\mu^-$ candidates are classified based on the dimuon mass and the output variable BDT of a boosted decision tree classifier [35,36] designed to distinguish signal from combinatorial background. To avoid the experimenter's bias, the candidates in the region $[5200, 5445] \text{ MeV}/c^2$, where the $B_s^0 \rightarrow \mu^+\mu^-$ and $B^0 \rightarrow \mu^+\mu^-$ signal processes peak, were not examined until the full procedure had been finalized. The signal yields are determined from a maximum-likelihood fit to the dimuon mass distribution of the candidates in regions of BDT, and are converted into branching fractions using the decays $B^0 \rightarrow K^+\pi^-$ and $B^+ \rightarrow J/\psi K^+$, with $J/\psi \rightarrow \mu^+\mu^-$, as normalization modes. These decays have been chosen for their relatively large and well-measured branching fractions and because they share the same topology or a dimuon pair in the final state with the signal. The $B_s^0 \rightarrow \mu^+\mu^-$ effective lifetime is measured from the background-subtracted decay-time distribution of signal candidates.

Events are selected by a hardware trigger followed by a software trigger [37]. The $B_{(s)}^0 \rightarrow \mu^+\mu^-$ candidates are predominantly selected by single-muon and dimuon triggers. The $B^+ \rightarrow J/\psi K^+$ candidates are selected in the same way except for a different dimuon mass requirement in the software trigger. Candidate $B_{(s)}^0 \rightarrow h^+h^-$ decays, with $h^{(\prime)} = \pi$ or K , are used as control and normalization

channels and are triggered independently of the $B_{(s)}^0$ decay products to avoid selection biases.

The $B_{(s)}^0 \rightarrow \mu^+\mu^-$ candidates are reconstructed by combining two oppositely charged tracks with transverse momentum with respect to the proton beam direction p_T in the range $0.25 < p_T < 40 \text{ GeV}/c$, momentum $p < 500 \text{ GeV}/c$, and high-quality muon identification [38]. The muon candidates are required to be inconsistent with originating from any primary pp interaction vertex (PV) and to form a good quality secondary vertex well displaced from any PV. In the selection, $B_{(s)}^0$ candidates must have a decay time less than 13.25 ps , $p_T > 0.5 \text{ GeV}/c$ and they must be consistent with originating from at least one PV. A $B_{(s)}^0$ candidate is rejected if either of the two candidate muons combined with any other oppositely charged muon candidate in the event has a mass consistent with the J/ψ mass [39]. The $B_{(s)}^0 \rightarrow h^+h^-$ selection is the same as that of $B_{(s)}^0 \rightarrow \mu^+\mu^-$, except that the muon identification criteria are replaced with hadron identification requirements and the J/ψ veto is not applied. The $B^+ \rightarrow J/\psi K^+$ decay is reconstructed by combining a muon pair, consistent with a J/ψ from a detached vertex, and a kaon candidate inconsistent with originating from any PV in the event. The selection criteria for signal and normalization candidates include a loose requirement on the response of a different multivariate classifier, described in Refs. [26,40].

The selected events are dominated by combinatorial background, mainly composed of muons originating from two semileptonic b -hadron decays. The separation between signal and combinatorial background is achieved by means of the BDT classifier, which is optimized using simulated samples of $B_s^0 \rightarrow \mu^+\mu^-$ events for signal and of $b\bar{b} \rightarrow \mu^+\mu^-X$ events for background. The classifier combines information from the following input variables: $\sqrt{\Delta\phi^2 + \Delta\eta^2}$, where $\Delta\phi$ and $\Delta\eta$ are the azimuthal angle and pseudorapidity differences between the two muon candidates; the minimum χ_{IP}^2 of the two muons candidates with respect to the PV_B , where PV_B is the PV most compatible with the $B_{(s)}^0$ candidate trajectory and χ_{IP}^2 is defined as the difference between the vertex-fit χ^2 of the PV formed with and without the particle in question; the angle between the direction of the $B_{(s)}^0$ candidate momentum and the vector joining the $B_{(s)}^0$ decay vertex and PV_B ; the $B_{(s)}^0$ candidate vertex-fit χ^2 and impact parameter significance with respect to the PV_B ; and two isolation variables that quantify how much the other tracks of the event are likely to originate from the same hadron decay as the signal tracks. The BDT variable is constructed to be approximately uniform in the range $[0, 1]$ for signal, and to peak strongly at zero for background. Its linear correlation with the dimuon mass is below 5%. The Run 1 and Run 2 data sets are each divided into six subsets based on BDT regions

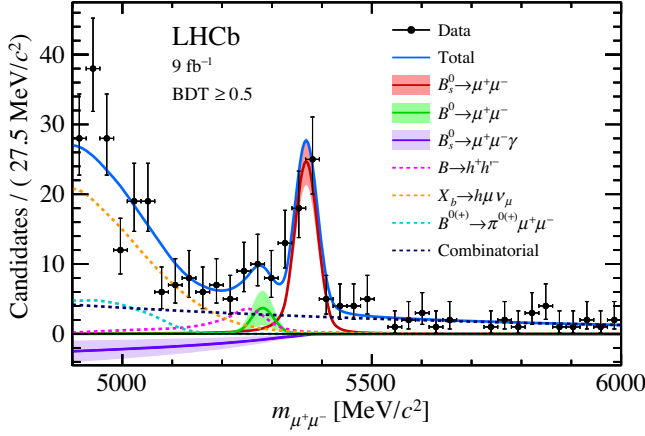


FIG. 1. Mass distribution of the selected $B_{(s)}^0 \rightarrow \mu^+\mu^-$ candidates (black dots) with BDT > 0.5 . The result of the fit is overlaid and the different components are detailed: $B_{(s)}^0 \rightarrow \mu^+\mu^-$ (red solid line), $B^0 \rightarrow \mu^+\mu^-$ (green solid line), $B_{(s)}^0 \rightarrow \mu^+\mu^-\gamma$ (violet solid line), combinatorial background (blue dashed line), $B_{(s)}^0 \rightarrow h^+h^-$ (magenta dashed line), $B^0 \rightarrow \pi^-\mu^+\nu_\mu$, $B_s^0 \rightarrow K^-\mu^+\nu_\mu$, $B_c^+ \rightarrow J/\psi\mu^+\nu_\mu$, and $\Lambda_b^0 \rightarrow p\mu^-\bar{\nu}_\mu$ (orange dashed line), and $B^{0(+)} \rightarrow \pi^{0(+)}\mu^+\mu^-$ (cyan dashed line). The solid bands around the signal shapes represent the variation of the branching fractions by their total uncertainty.

with boundaries 0.0, 0.25, 0.4, 0.5, 0.6, 0.7, and 1.0; candidates having BDT < 0.25 are not included in the fit to the dimuon mass distribution. The mass distribution of the $B_{(s)}^0 \rightarrow \mu^+\mu^-$ candidates with BDT > 0.5 is shown in Fig. 1.

The BDT distributions of $B_{(s)}^0 \rightarrow \mu^+\mu^-$ decays are calibrated using simulated samples which have been reweighted to improve the agreement with the data. The p_T , η , and χ_{IP}^2 quantities of simulated B^0 and B_s^0 samples are corrected [41] using data samples of $B^+ \rightarrow J/\psi K^+$ and $B_s^0 \rightarrow J/\psi\phi$ decays, respectively. The event occupancy is also corrected, separately for each BDT region, by comparing the fraction of $B^+ \rightarrow J/\psi K^+$ candidates in four intervals of the number of tracks in simulated events and in data. To align the reconstruction with that of the $B_{(s)}^0 \rightarrow \mu^+\mu^-$ signal, the BDT response for the $B^+ \rightarrow J/\psi K^+$ candidates is evaluated using the information from the final state muons and the B^+ candidate, with two exceptions: the B vertex-fit χ^2 is replaced with that of the J/ψ , and the muon isolation variables are computed without considering the final-state kaon. The effect of the trigger selection on the BDT distribution is estimated using control channels in data. The resulting $B^0 \rightarrow \mu^+\mu^-$ and $B_s^0 \rightarrow \mu^+\mu^-$ BDT variable distributions are found to be compatible with that of $B^0 \rightarrow K^+\pi^-$ decays selected in data when corrected for the different trigger and particle identification selection and, in the case of $B_s^0 \rightarrow \mu^+\mu^-$, the different lifetime.

The mass distributions of the $B_s^0 \rightarrow \mu^+\mu^-$ and $B^0 \rightarrow \mu^+\mu^-$ signals are described by two-sided Crystal Ball functions [42] with core Gaussian parameters calibrated from the mass distributions of $B_s^0 \rightarrow K^+K^-$ and $B^0 \rightarrow K^+\pi^-$ data samples, respectively. A mass resolution of about $22 \text{ MeV}/c^2$ is determined by interpolating the measured resolutions of charmonium and bottomonium resonances decaying into two muons. The radiative tails are obtained from simulation [43]. Small differences in the resolution and tail parameters of the mass shape for the different BDT regions are taken into account. The mass distribution of the $B_s^0 \rightarrow \mu^+\mu^-\gamma$ decays is described with a threshold function modeled on simulated events that were generated using the theoretical predictions of Refs. [14,15], convoluted with the experimental resolution.

The signal branching fractions are determined using the relation

$$\begin{aligned} \mathcal{B}(B_{(s)}^0 \rightarrow \mu^+\mu^-) &= \frac{\mathcal{B}_{\text{norm}} \epsilon_{\text{norm}} f_{\text{norm}}}{N_{\text{norm}} \epsilon_{\text{sig}} f_{d(s)}} N_{B_{(s)}^0 \rightarrow \mu^+\mu^-} \\ &\equiv \alpha_{B_{(s)}^0 \rightarrow \mu^+\mu^-}^{\text{norm}} N_{B_{(s)}^0 \rightarrow \mu^+\mu^-}, \end{aligned}$$

where $N_{B_{(s)}^0 \rightarrow \mu^+\mu^-}$ is the signal yield determined in the mass fit, N_{norm} is the number of selected normalization decays ($B^+ \rightarrow J/\psi K^+$ or $B^0 \rightarrow K^+\pi^-$), $\mathcal{B}_{\text{norm}}$ the corresponding branching fraction [44], and ϵ_{sig} (ϵ_{norm}) is the total efficiency for the signal (normalization) channel. For each signal mode, the two single event sensitivities, $\alpha_{B_{(s)}^0 \rightarrow \mu^+\mu^-}^{\text{norm}}$, are then averaged in a combined $\alpha_{B_{(s)}^0 \rightarrow \mu^+\mu^-}$ taking the correlations into account. The fraction $f_{d(s)}$ indicates the probability for a b quark to fragment into a $B_{(s)}^0$ meson. The value of f_s/f_d has been measured by LHCb to be 0.254 ± 0.008 in pp collision data at $\sqrt{s} = 13 \text{ TeV}$, while the average value in Run 1 is lower by a factor of 1.064 ± 0.007 [45]. The fragmentation probabilities for the B^0 and B^+ are assumed to be equal, hence $f_{\text{norm}} = f_d$ for both normalization modes.

The acceptance, reconstruction, and selection efficiencies are computed with samples of simulated events generated with the decay-time distribution predicted by the SM. The tracking and particle identification efficiencies are determined using control channels in data [46,47]. The trigger efficiencies are evaluated with control channels in data [48].

The yields of selected $B^+ \rightarrow J/\psi K^+$ and $B^0 \rightarrow K^+\pi^-$ decays are $(4733 \pm 3) \times 10^3$ and $(94 \pm 1) \times 10^3$, respectively. The normalization factors measured with the two channels are consistent and their weighted averages, taking correlations into account, are $\alpha_{B_s^0 \rightarrow \mu^+\mu^-} = (3.51 \pm 0.13) \times 10^{-11}$, $\alpha_{B^0 \rightarrow \mu^+\mu^-} = (9.20 \pm 0.17) \times 10^{-12}$, and $\alpha_{B_s^0 \rightarrow \mu^+\mu^-\gamma} = (4.57 \pm 0.17) \times 10^{-11}$. Assuming SM predictions for the branching fractions, the analyzed data sample is expected to contain an average of 104 ± 6 $B_s^0 \rightarrow \mu^+\mu^-$,

$11 \pm 1 B^0 \rightarrow \mu^+\mu^-$, and about $2 B_s^0 \rightarrow \mu^+\mu^-\gamma$ decays in the $\text{BDT} > 0.25$ range and in the mass range [4900, 6000] MeV/c^2 .

The combinatorial background is distributed exponentially over the whole mass range. In addition, the B^0 and B_s^0 signal regions and the low-mass sideband are populated by background from specific b -hadron decays divided into two categories: those with the misidentification of at least one hadron as a muon and those where two real muons are present and the decay is partially reconstructed. The first category includes $B_{(s)}^0 \rightarrow h^+h'^-$, $B^0 \rightarrow \pi^-\mu^+\nu_\mu$, $B_s^0 \rightarrow K^-\mu^+\nu_\mu$, and $\Lambda_b^0 \rightarrow p\mu^-\bar{\nu}_\mu$ decays, of which branching fractions are taken from Refs. [44,49,50]. The mass and BDT distributions of these decays are determined from simulated samples after calibrating the $K \rightarrow \mu$, $\pi \rightarrow \mu$, and $p \rightarrow \mu$ momentum-dependent misidentification probabilities using control channels in data. An independent estimate of the $B_{(s)}^0 \rightarrow h^+h'^-$ background yield is obtained by extracting the yields of misidentified $B_{(s)}^0 \rightarrow h^+h'^-$ decays from the mass spectrum of $\pi^+\mu^-$ or $K^+\mu^-$ combinations in data, and rescaling the observed yields according to the misidentification probabilities. The difference with respect to the result from the first method is assigned as a systematic uncertainty. The second category of background in the low-mass sideband includes the decays $B_c^+ \rightarrow J/\psi\mu^+\nu_\mu$, with $J/\psi \rightarrow \mu^+\mu^-$, and $B^{0(+)} \rightarrow \pi^{0(+)}\mu^+\mu^-$, which have at least two muons in the final state. The rate of $B_c^+ \rightarrow J/\psi\mu^+\nu_\mu$ decays is evaluated from Refs. [51,52] and those of $B^{0(+)} \rightarrow \pi^{0(+)}\mu^+\mu^-$ decays from Refs. [53,54]. The expected yields of the background contributions originating from specific processes are estimated by normalizing to the $B^+ \rightarrow J/\psi K^+$ decay, except for the $B_{(s)}^0 \rightarrow h^+h'^-$ decays, which are normalized to the $B^0 \rightarrow K^+\pi^-$ channel. Their expected yields with $\text{BDT} > 0.25$ in the full mass range are $37 \pm 2 B_{(s)}^0 \rightarrow h^+h'^-$, $161 \pm 6 B^0 \rightarrow \pi^-\mu^+\nu_\mu$, $31 \pm 3 B_s^0 \rightarrow K^-\mu^+\nu_\mu$, $53 \pm 4 B^{0(+)} \rightarrow \pi^{0(+)}\mu^+\mu^-$, $7 \pm 3 \Lambda_b^0 \rightarrow p\mu^-\bar{\nu}_\mu$, and $28 \pm 1 B_c^+ \rightarrow J/\psi\mu^+\nu_\mu$ decays.

The $B_s^0 \rightarrow \mu^+\mu^-$, $B^0 \rightarrow \mu^+\mu^-$, and $B_s^0 \rightarrow \mu^+\mu^-\gamma$ branching fractions are determined with a simultaneous unbinned maximum-likelihood fit [55] to the dimuon mass distribution in the BDT regions of the Run 1 and Run 2 data sets, with $\text{BDT} > 0.25$. The fractions of $B_{(s)}^0 \rightarrow \mu^+\mu^-$ yield in each BDT region and the parameters of the Crystal Ball functions [42] describing the shapes of the mass distribution are Gaussian constrained according to their expected values and uncertainties. The combinatorial background in each BDT region is described by an exponential function with the yield and slope allowed to vary freely, but the slope parameter is common to all regions within a given data set. Each other background is included as a separate component in the fit. Their yields as well as the fractions in each BDT

region are Gaussian-constrained according to their expected values, while their mass shapes are determined from simulation and fixed in the fit, separately in each BDT region. Figure 1 shows the fit results projected on the dimuon mass distribution for $\text{BDT} > 0.5$.

The branching fractions of the $B_s^0 \rightarrow \mu^+\mu^-$, $B^0 \rightarrow \mu^+\mu^-$, and $B_s^0 \rightarrow \mu^+\mu^-\gamma$ decays obtained from the fit are

$$\begin{aligned} \mathcal{B}(B_s^0 \rightarrow \mu^+\mu^-) &= (3.09_{-0.43-0.11}^{+0.46+0.15}) \times 10^{-9}, \\ \mathcal{B}(B^0 \rightarrow \mu^+\mu^-) &= (1.2_{-0.7}^{+0.8} \pm 0.1) \times 10^{-10}, \\ \mathcal{B}(B_s^0 \rightarrow \mu^+\mu^-\gamma) &= (-2.5 \pm 1.4 \pm 0.8) \times 10^{-9} \\ &\text{with } m_{\mu\mu} > 4.9 \text{ GeV}/c^2. \end{aligned}$$

The statistical uncertainty is obtained by rerunning the fit with all nuisance parameters fixed to the values found in the default fit. The systematic uncertainties of $\mathcal{B}(B_s^0 \rightarrow \mu^+\mu^-)$ and $\mathcal{B}(B^0 \rightarrow \mu^+\mu^-)$ are dominated by the uncertainty on f_s/f_d (3%) and the knowledge of the background from specific processes (9%), respectively. The correlation between the $B^0 \rightarrow \mu^+\mu^-$ and $B_s^0 \rightarrow \mu^+\mu^-$ branching fractions is -11% while that between the $B_s^0 \rightarrow \mu^+\mu^-\gamma$ and $B^0 \rightarrow \mu^+\mu^-$ ($B_s^0 \rightarrow \mu^+\mu^-$) branching fractions is -25% (9%).

Two-dimensional profile likelihoods are evaluated by taking the ratio of the likelihood value of a fit where the parameters of interest are fixed and the likelihood value of the standard fit. They are shown in Fig. 2 for the possible combinations of two branching fractions.

An excess of $B_s^0 \rightarrow \mu^+\mu^-$ decays with respect to the expectation from background is observed with a significance of about ten standard deviations (σ), while the significance of the $B^0 \rightarrow \mu^+\mu^-$ signal is 1.7σ , as determined using Wilks' theorem [56] from the difference in likelihood between fits with and without the specific signal component. The negative fluctuation of the $B_s^0 \rightarrow \mu^+\mu^-\gamma$ signal has a 1.6σ significance.

Since the $B^0 \rightarrow \mu^+\mu^-$ and $B_s^0 \rightarrow \mu^+\mu^-\gamma$ signals are not significant, an upper limit on each branching fraction is set using the CL_s method [57] with a profile likelihood ratio as a one-sided test statistic [58]. The likelihoods are computed with the nuisance parameters Gaussian-constrained to their fit values. The test statistic is then evaluated on an ensemble of pseudoexperiments where the nuisance parameters are floated according to their uncertainties. The resulting upper limit on $\mathcal{B}(B^0 \rightarrow \mu^+\mu^-)$ is 2.6×10^{-10} at 95% C.L., obtained without constraining the $B_s^0 \rightarrow \mu^+\mu^-\gamma$ yield. Similarly, the upper limit on $\mathcal{B}(B_s^0 \rightarrow \mu^+\mu^-\gamma)$ with $m_{\mu\mu} > 4.9 \text{ GeV}/c^2$ is evaluated to be 2.0×10^{-9} at 95% C.L. Fixing the $B_s^0 \rightarrow \mu^+\mu^-\gamma$ signal to zero, the $B_s^0 \rightarrow \mu^+\mu^-$ branching fraction increases by about 2% and the upper limit on $\mathcal{B}(B^0 \rightarrow \mu^+\mu^-)$ decreases by about 10%.

The selection efficiency of $B_s^0 \rightarrow \mu^+\mu^-$ decays depends on the lifetime, introducing a model dependence in the

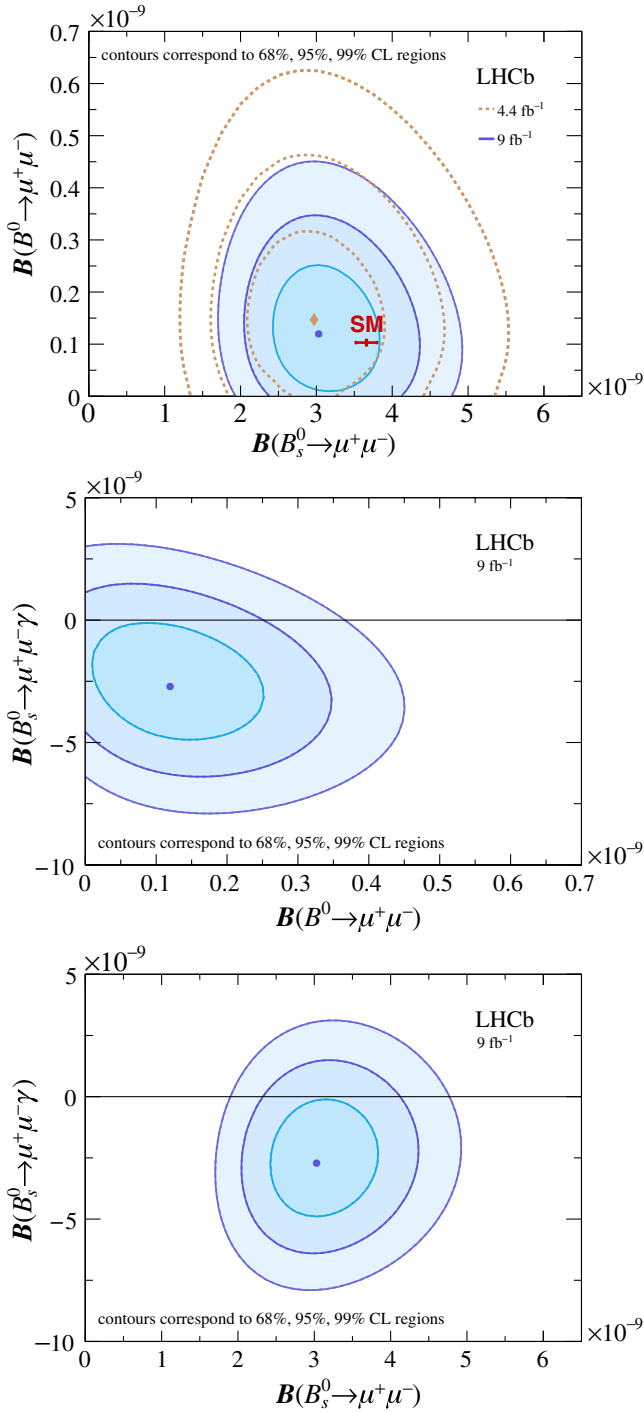


FIG. 2. Two-dimensional profile likelihood of the branching fractions for the decays (top) $B_s^0 \rightarrow \mu^+\mu^-$ and $B^0 \rightarrow \mu^+\mu^-$, (center) $B^0 \rightarrow \mu^+\mu^-$ and $B_s^0 \rightarrow \mu^+\mu^-\gamma$ and (bottom) $B_s^0 \rightarrow \mu^+\mu^-$ and $B_s^0 \rightarrow \mu^+\mu^-\gamma$. The $B_s^0 \rightarrow \mu^+\mu^-\gamma$ branching fraction is limited to the range $m_{\mu\mu} > 4.9 \text{ GeV}/c^2$. The measured central values of the branching fractions are indicated with a blue dot. The profile likelihood contours for 68% C.L., 95% C.L., and 99% C.L. regions of the result are shown as blue contours, while in the top plot the brown contours indicate the previous measurement [10] and the red cross shows the SM prediction.

measured time-integrated branching fraction. In the fit the SM value for $\tau_{\mu^+\mu^-}$, $1.620 \pm 0.007 \text{ ps}$ [44], is assumed, corresponding to $A_{\Delta\Gamma_s}^{\mu\mu} = 1$. The model dependence is evaluated by repeating the fit under the assumptions $A_{\Delta\Gamma_s}^{\mu\mu} = 0$ and -1 , finding an increase of the branching fraction with respect to the SM hypothesis of 4.7% and 10.9%, respectively. The dependence is approximately linear in the physically allowed $A_{\Delta\Gamma_s}^{\mu\mu}$ range. A similar dependence is present for the $B_s^0 \rightarrow \mu^+\mu^-\gamma$ decay with a negligible impact on the branching fraction limit.

The criteria used to select data for the $B_s^0 \rightarrow \mu^+\mu^-$ lifetime measurement differ slightly from those used in the branching fraction measurement. As shown in Fig. 1, the contribution from the misidentified background is negligible under the peak, and therefore a narrower dimuon mass range of $[5320, 6000] \text{ MeV}/c^2$ is selected, while particle-identification requirements are relaxed slightly due to the lower expected contamination from the misidentified background in the $B_s^0 \rightarrow \mu^+\mu^-$ signal region, with a corresponding increase in signal efficiency. Finally, candidate $B_s^0 \rightarrow \mu^+\mu^-$ decays are required to fall into two trigger categories: the trigger requirements must be satisfied entirely either by the $B_s^0 \rightarrow \mu^+\mu^-$ candidates themselves, or by objects from the pp collision that do not form part of the $B_s^0 \rightarrow \mu^+\mu^-$ candidate. These more restrictive trigger requirements are imposed in order to improve the modeling of the decay-time dependence of the trigger efficiency in simulation.

In order to determine the $B_s^0 \rightarrow \mu^+\mu^-$ effective lifetime the data are divided into two BDT regions $[0.35, 0.55]$ and $[0.55, 1.00]$, with boundaries optimized to achieve the best precision. Fits are performed to the dimuon mass distribution in each BDT region in order to extract background-subtracted decay time distributions using the *sPlot* technique [59]. The mass fits used in the background subtraction include $B_s^0 \rightarrow \mu^+\mu^-$ and combinatorial background components, where the signal is modeled with the same function as in the branching fraction analysis and the background with exponential functions, with freely floating slope parameters in each BDT region. The correlation between the reconstructed mass and the reconstructed decay time of the selected candidates is consistent with zero in both data and simulation, as required by the *sPlot* technique.

A simultaneous fit is then performed to the two background-subtracted decay-time distributions, where each distribution is modeled by a single exponential multiplied by an acceptance function that models the decay time dependence of the reconstruction and selection efficiency. The acceptance functions are determined in each BDT region by fitting parametric functions to the efficiency distributions of simulated $B_s^0 \rightarrow \mu^+\mu^-$ decays that have been weighted in order to improve the agreement with the data. The correction for the acceptance is validated by

measuring the lifetimes of $B^0 \rightarrow K^+\pi^-$ and $B_s^0 \rightarrow K^+K^-$ decays in data. The resulting values are 1.510 ± 0.015 ps and 1.435 ± 0.026 ps, respectively, where uncertainties are statistical only. These are consistent with the world averages [44]. The statistical uncertainty on the measured $B_s^0 \rightarrow K^+K^-$ lifetime is taken as the systematic uncertainty associated with the use of simulated events to determine the $B_s^0 \rightarrow \mu^+\mu^-$ acceptance function.

A number of sources of systematic bias are evaluated using a large number of simulated pseudoexperiments. The fit procedure is found to produce an unbiased estimate of the lifetime with uncertainties that provide the correct coverage. The effect of the contamination from $B^0 \rightarrow \mu^+\mu^-$, $B \rightarrow h^+h'^-$, and semileptonic b -hadron decays in the mass fit is found to introduce a small bias of up to 0.012 ps. The effect of the acceptance on the relative admixture of light and heavy mass eigenstates in the decay-time distribution is found to be negligible. Likewise, the uncertainty in the decay-time distribution of the combinatorial background, the production asymmetry between B_s^0 and \bar{B}_s^0 mesons, and the mismodeling of the acceptance function in simulation is found to have a small effect on the final result. Together, these sources result in a systematic uncertainty of 0.031 ps, which is dominated by the uncertainty on the measured $B_s^0 \rightarrow K^+K^-$ lifetime.

The mass distributions of the selected $B_s^0 \rightarrow \mu^+\mu^-$ candidates are shown in Fig. 3 (top) for the two BDT regions. Figure 3 (bottom) shows the corresponding background-subtracted $B_s^0 \rightarrow \mu^+\mu^-$ decay-time distribution

with the fit function superimposed [55]. The effective lifetime is found to be $2.07 \pm 0.29 \pm 0.03$ ps, where the first uncertainty is statistical and the second systematic. This value lies outside the range between the lifetimes of the light ($A_{\Delta\Gamma} = -1$) and heavy ($A_{\Delta\Gamma} = +1$) mass eigenstates, which are $\tau_L = 1.423 \pm 0.005$ ps and $\tau_H = 1.620 \pm 0.007$ ps [44], but is consistent with these values at 2.2 and 1.5 standard deviations, respectively.

In summary, a new measurement of the rare decay $B_s^0 \rightarrow \mu^+\mu^-$ and a search for $B^0 \rightarrow \mu^+\mu^-$ and $B_s^0 \rightarrow \mu^+\mu^-\gamma$ decays has been performed using the full dataset collected by the LHCb experiment during Run 1 and Run 2, corresponding to a total integrated luminosity of 9 fb^{-1} . The time-integrated branching fraction of $B_s^0 \rightarrow \mu^+\mu^-$ is measured to be $(3.09_{-0.43-0.11}^{+0.46+0.15}) \times 10^{-9}$. The $B_s^0 \rightarrow \mu^+\mu^-$ effective lifetime is $2.07 \pm 0.29 \pm 0.03$ ps. No evidence for $B^0 \rightarrow \mu^+\mu^-$ or $B_s^0 \rightarrow \mu^+\mu^-\gamma$ signals is found, and the upper limits $\mathcal{B}(B^0 \rightarrow \mu^+\mu^-) < 2.6 \times 10^{-10}$ and $\mathcal{B}(B_s^0 \rightarrow \mu^+\mu^-\gamma) < 2.0 \times 10^{-9}$ at 95% C.L. are set, where the latter is limited to the range $m_{\mu\mu} > 4.9 \text{ GeV}/c^2$. The results are in agreement with the SM predictions and can be used to further constrain possible new physics contributions to these observables.

We express our gratitude to our colleagues in the CERN accelerator departments for the excellent performance of the LHC. We thank the technical and administrative staff at the LHCb institutes. We acknowledge support from CERN and from the national agencies: CAPES, CNPq, FAPERJ,

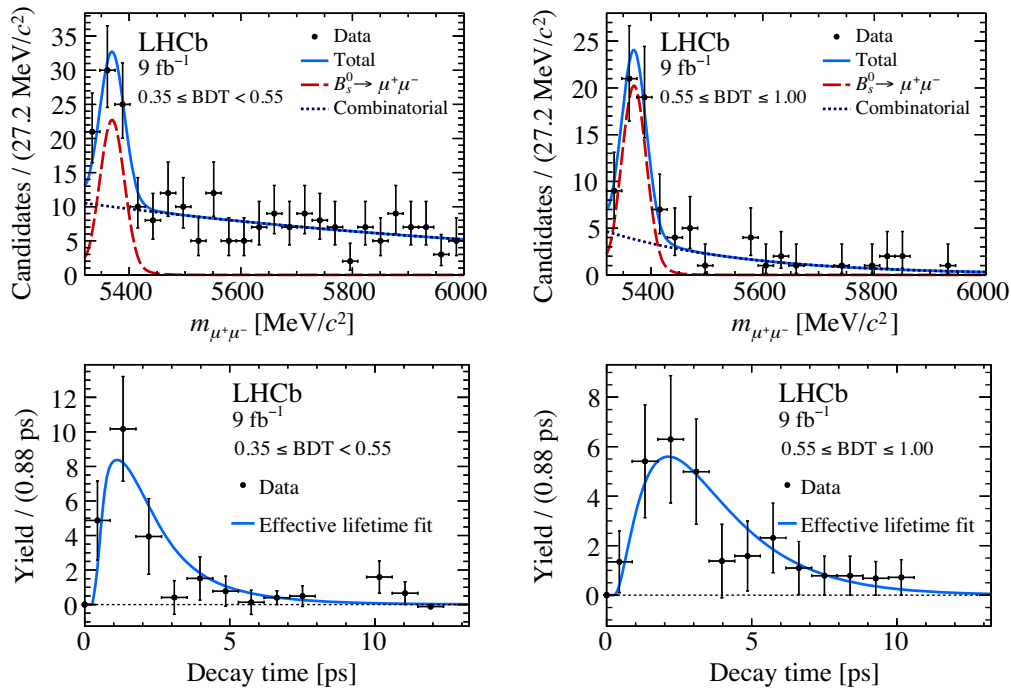


FIG. 3. Top: dimuon mass distributions with the fit models used to perform the background subtraction superimposed. Bottom: the background-subtracted decay-time distributions with the fit model used to determine the $B_s^0 \rightarrow \mu^+\mu^-$ effective lifetime superimposed. The distributions in the low and high BDT regions are shown in the left and right columns, respectively.

and FINEP (Brazil); MOST and NSFC (China); CNRS/IN2P3 (France); BMBF, DFG, and MPG (Germany); INFN (Italy); NWO (Netherlands); MNiSW and NCN (Poland); MEN/IFA (Romania); MSHE (Russia); MICINN (Spain); SNSF and SER (Switzerland); NASU (Ukraine); STFC (U.K.); DOE NP and NSF (USA). We acknowledge the computing resources that are provided by CERN, IN2P3 (France), KIT and DESY (Germany), INFN (Italy), SURF (Netherlands), PIC (Spain), GridPP (U.K.), RRCKI and Yandex LLC (Russia), CSCS (Switzerland), IFIN-HH (Romania), CBPF (Brazil), PL-GRID (Poland), and NERSC (U.S.). We are indebted to the communities behind the multiple open-source software packages on which we depend. Individual groups or members have received support from ARC and ARDC (Australia); AvH Foundation (Germany); EPLANET, Marie Skłodowska-Curie Actions and ERC (E.U.); A*MIDEX, ANR, IPhU and Labex P2IO, and Région Auvergne-Rhône-Alpes (France); Key Research Program of Frontier Sciences of CAS, CAS PIFI, CAS CCEPP, Fundamental Research Funds for the Central Universities, and Sci. & Tech. Program of Guangzhou (China); RFBR, RSF and Yandex LLC (Russia); GVA, XuntaGal and GENCAT (Spain); the Leverhulme Trust, the Royal Society and UKRI (U.K.).

-
- [1] C. Bobeth, M. Gorbahn, T. Hermann, M. Misiak, E. Stamou, and M. Steinhauser, $B_{s,d} \rightarrow \ell^+ \ell^-$ in the Standard Model with Reduced Theoretical Uncertainty, *Phys. Rev. Lett.* **112**, 101801 (2014).
- [2] M. Beneke, C. Bobeth, and R. Szafron, Power-enhanced leading-logarithmic QED corrections to $B_q \rightarrow \mu^+ \mu^-$, *J. High Energy Phys.* **10** (2019) 232.
- [3] S. Aoki *et al.* (Flavour Lattice Averaging Group), FLAG review 2019, *Eur. Phys. J. C* **80**, 113 (2020).
- [4] A. Bazavov, C. Bernard, N. Brown, C. DeTar, A. X. El-Khadra *et al.* (Fermilab Lattice and MILC Collaborations), B - and D -meson leptonic decay constants from four-flavor lattice QCD, *Phys. Rev. D* **98**, 074512 (2018).
- [5] A. Bussone *et al.* (ETM Collaboration), Mass of the b quark and B meson decay constants from $N_f = 2 + 1 + 1$ twisted-mass lattice QCD, *Phys. Rev. D* **93**, 114505 (2016).
- [6] R. J. Dowdall, C. T. H. Davies, R. R. Horgan, C. J. Monahan, J. Shigemitsu (HPQCD Collaboration), B -Meson Decay Constants from Improved Lattice Nonrelativistic QCD with Physical u , d , s , and c Quarks, *Phys. Rev. Lett.* **110**, 222003 (2013).
- [7] C. Hughes, C. T. H. Davies, and C. J. Monahan, New methods for B meson decay constants and form factors from lattice NRQCD, *Phys. Rev. D* **97**, 054509 (2018).
- [8] W. Altmannshofer, C. Niehoff, and D. M. Straub, $B_s \rightarrow \mu^+ \mu^-$ as current and future probe of new physics, *J. High Energy Phys.* **05** (2017) 076.
- [9] V. Khachatryan *et al.* (CMS and LHCb Collaborations), Observation of the rare $B_s^0 \rightarrow \mu^+ \mu^-$ decay from the combined analysis of CMS and LHCb data, *Nature (London)* **522**, 68 (2015).
- [10] R. Aaij *et al.* (LHCb Collaboration), Measurement of the $B_s^0 \rightarrow \mu^+ \mu^-$ Branching Fraction and Effective Lifetime and Search for $B^0 \rightarrow \mu^+ \mu^-$ Decays, *Phys. Rev. Lett.* **118**, 191801 (2017).
- [11] M. Aaboud *et al.* (ATLAS Collaboration), Study of the rare decays of B_s^0 and B^0 mesons into muon pairs using data collected during 2015 and 2016 with the ATLAS detector, *J. High Energy Phys.* **04** (2019) 098.
- [12] A. M. Sirunyan *et al.* (CMS Collaboration), Measurement of properties of $B_s^0 \rightarrow \mu^+ \mu^-$ decays and search for $B^0 \rightarrow \mu^+ \mu^-$ with the CMS experiment, *J. High Energy Phys.* **04** (2020) 188.
- [13] ATLAS, CMS, LHCb Collaborations, Combination of the ATLAS, CMS and LHCb results on the $B_{(s)}^0 \rightarrow \mu^+ \mu^-$ decays, Report No. LHCb-CONF-2020-002, ATLAS-CONF-2020-049, CMS PAS BPH-20-003, 2020.
- [14] D. Melikhov and N. Nikitin, Rare radiative leptonic decays $B_{d,s} \rightarrow \ell^+ \ell^- \gamma$, *Phys. Rev. D* **70**, 114028 (2004).
- [15] A. Kozachuk, D. Melikhov, and N. Nikitin, Rare FCNC radiative leptonic $B_{s,d} \rightarrow \gamma l^+ l^-$ decays in the standard model, *Phys. Rev. D* **97**, 053007 (2018).
- [16] F. Dettori, D. Guadagnoli, and M. Reboud, $B_s^0 \rightarrow \mu^+ \mu^- \gamma$ from $B_s^0 \rightarrow \mu^+ \mu^-$, *Phys. Lett. B* **768**, 163 (2017).
- [17] G. Eilam, C.-D. Lu, and D.-X. Zhang, Radiative dileptonic decays of B mesons, *Phys. Lett. B* **391**, 461 (1997).
- [18] T. M. Aliev, A. Ozpineci, and M. Savci, $B_q \rightarrow l^+ l^- \gamma$ decays in light cone QCD, *Phys. Rev. D* **55**, 7059 (1997).
- [19] C. Q. Geng, C. C. Lih, and W.-M. Zhang, Study of $B_{s,d} \rightarrow l^+ l^- \gamma$ decays, *Phys. Rev. D* **62**, 074017 (2000).
- [20] S. Dubnička, A. Z. Dubničková, M. A. Ivanov, A. Liptaj, P. Santorelli, and C. T. Tran, Study of $B_s \rightarrow \ell^+ \ell^- \gamma$ decays in covariant quark model, *Phys. Rev. D* **99**, 014042 (2019).
- [21] M. Beneke, C. Bobeth, and Y.-M. Wang, $B_{d,s} \rightarrow \gamma \ell \bar{\ell}$ decay with an energetic photon, *J. High Energy Phys.* **12** (2020) 148.
- [22] D. Guadagnoli, M. Reboud, and R. Zwicky, $B_s^0 \rightarrow \ell^+ \ell^- \gamma$ as a test of lepton flavor universality, *J. High Energy Phys.* **11** (2017) 184.
- [23] Y. Amhis *et al.* (Heavy Flavor Averaging Group), Averages of b -hadron, c -hadron, and τ -lepton properties as of 2018, *Eur. Phys. J. C* **81**, 226 (2021).
- [24] K. De Bruyn, R. Fleischer, R. Knegjens, P. Koppenburg, M. Merk, and N. Tuning, Branching ratio measurements of B_s decays, *Phys. Rev. D* **86**, 014027 (2012).
- [25] K. De Bruyn, R. Fleischer, R. Knegjens, P. Koppenburg, M. Merk, A. Pellegrino, and N. Tuning, Probing New Physics via the $B_s^0 \rightarrow \mu^+ \mu^-$ Effective Lifetime, *Phys. Rev. Lett.* **109**, 041801 (2012).
- [26] R. Aaij *et al.* (LHCb Collaboration), companion paper, Measurement of the $B_s^0 \rightarrow \mu^+ \mu^-$ decay properties and search for the $B^0 \rightarrow \mu^+ \mu^-$ and $B_s^0 \rightarrow \mu^+ \mu^- \gamma$ decays, *Phys. Rev. D* **105**, 012010 (2022).
- [27] A. A. Alves Jr. *et al.* (LHCb Collaboration), The LHCb detector at the LHC, *J. Instrum.* **3**, S08005 (2008).
- [28] R. Aaij *et al.* (LHCb Collaboration), LHCb detector performance, *Int. J. Mod. Phys. A* **30**, 1530022 (2015).
- [29] T. Sjöstrand, S. Mrenna, and P. Skands, A brief introduction to PYTHIA 8.1, *Comput. Phys. Commun.* **178**, 852 (2008);

- PYTHIA 6.4 physics and manual, *J. High Energy Phys.* **05** (2006) 026.
- [30] I. Belyaev *et al.*, Handling of the generation of primary events in Gauss, the LHCb simulation framework, *J. Phys. Conf. Ser.* **331**, 032047 (2011).
- [31] D. J. Lange, The EvtGen particle decay simulation package, *Nucl. Instrum. Methods Phys. Res., Sect. A* **462**, 152 (2001).
- [32] J. Allison *et al.* (Geant4 Collaboration), Geant4 developments and applications, *IEEE Trans. Nucl. Sci.* **53**, 270 (2006); S. Agostinelli *et al.* (Geant4 Collaboration), Geant4—A simulation toolkit, *Nucl. Instrum. Methods Phys. Res., Sect. A* **506**, 250 (2003).
- [33] M. Clemencic, G. Corti, S. Easo, C. R. Jones, S. Miglioranza, M. Pappagallo, and P. Robbe, The LHCb simulation application, Gauss: Design, evolution and experience, *J. Phys. Conf. Ser.* **331**, 032023 (2011).
- [34] N. Davidson, T. Przedzinski, and Z. Was, PHOTOS interface in C++: Technical and physics documentation, *Comput. Phys. Commun.* **199**, 86 (2016).
- [35] L. Breiman, J. H. Friedman, R. A. Olshen, and C. J. Stone, *Classification and Regression Trees* (Wadsworth International Group, Belmont, California, USA, 1984).
- [36] Y. Freund and R. E. Schapire, A decision-theoretic generalization of on-line learning and an application to boosting, *J. Comput. Syst. Sci.* **55**, 119 (1997).
- [37] R. Aaij *et al.*, The LHCb trigger and its performance in 2011, *J. Instrum.* **8**, P04022 (2013).
- [38] F. Archilli *et al.*, Performance of the muon identification at LHCb, *J. Instrum.* **8**, P10020 (2013).
- [39] V. V. Anashin *et al.*, Final analysis of KEDR data on J/ψ and $\psi(2S)$ masses, *Phys. Lett. B* **749**, 50 (2015).
- [40] R. Aaij *et al.* (LHCb Collaboration), Strong Constraints on the Rare Decays $B_s^0 \rightarrow \mu^+\mu^-$ and $B^0 \rightarrow \mu^+\mu^-$, *Phys. Rev. Lett.* **108**, 231801 (2012).
- [41] A. Rogozhnikov, Reweighting with boosted decision trees, *J. Phys. Conf. Ser.* **762**, 012036 (2016).
- [42] T. Skwarnicki, A study of the radiative cascade transitions between the upsilon-prime and upsilon resonances, Ph.D thesis, Institute of Nuclear Physics, Krakow, 1986.
- [43] P. Golonka and Z. Was, PHOTOS Monte Carlo: A precision tool for QED corrections in Z and W decays, *Eur. Phys. J. C* **45**, 97 (2006).
- [44] P. A. Zyla *et al.* (Particle Data Group), Review of particle physics, *Prog. Theor. Exp. Phys.* **2020**, 083C01 (2020).
- [45] R. Aaij *et al.* (LHCb Collaboration), Precise measurement of the f_s/f_d ratio of fragmentation fractions and of B_s^0 decay branching fractions, *Phys. Rev. D* **104**, 032005 (2021).
- [46] R. Aaij *et al.* (LHCb Collaboration), Measurement of the track reconstruction efficiency at LHCb, *J. Instrum.* **10**, P02007 (2015).
- [47] L. Anderlini *et al.*, The PIDCalib package, Report No. LHCb-PUB-2016-021, 2016.
- [48] S. Tolk, J. Albrecht, F. Dettori, and A. Pellegrino, Data driven trigger efficiency determination at LHCb, Report No. LHCb-PUB-2014-039 (2014).
- [49] R. Aaij *et al.* (LHCb Collaboration), First Observation of the Decay $B_s^0 \rightarrow K^-\mu^+\nu_\mu$ and Measurement of $|V_{ub}|/|V_{cb}|$, *Phys. Rev. Lett.* **126**, 081804 (2021).
- [50] R. Aaij *et al.* (LHCb Collaboration), Determination of the quark coupling strength $|V_{ub}|$ using baryonic decays, *Nat. Phys.* **11**, 743 (2015).
- [51] R. Aaij *et al.* (LHCb Collaboration), Measurement of B_c^+ Production in Proton-Proton Collisions at $\sqrt{s} = 8$ TeV, *Phys. Rev. Lett.* **114**, 132001 (2015).
- [52] R. Aaij *et al.* (LHCb Collaboration), Measurement of the ratio of B_c^+ branching fractions to $J/\psi\pi^+$ and $J/\psi\mu^+\nu_\mu$, *Phys. Rev. D* **90**, 032009 (2014).
- [53] R. Aaij *et al.* (LHCb Collaboration), First measurement of the differential branching fraction and CP asymmetry of the $B^\pm \rightarrow \pi^\pm\mu^+\mu^-$ decay, *J. High Energy Phys.* **10** (2015) 034.
- [54] W.-F. Wang and Z.-J. Xiao, Semileptonic decays $B/B_s \rightarrow (\pi, K)(l^+l^-, l\nu, \nu\bar{l})$ in the perturbative QCD approach beyond the leading order, *Phys. Rev. D* **86**, 114025 (2012).
- [55] W. Verkerke and D. Kirkby, The RooFit toolkit for data modeling, eConf C **0303241**, MOLT007 (2003), <https://ui.adsabs.harvard.edu/abs/2003physics...6116V>.
- [56] S. S. Wilks, The large-sample distribution of the likelihood ratio for testing composite hypotheses, *Ann. Math. Stat.* **9**, 60 (1938).
- [57] A. L. Read, Presentation of search results: The CL_s technique, *J. Phys. G* **28**, 2693 (2002).
- [58] R. Aaij *et al.* (LHCb Collaboration), Measurement of the CKM angle γ from a combination of LHCb results, *J. High Energy Phys.* **12** (2016) 087.
- [59] M. Pivk and F. R. Le Diberder, sPlot: A statistical tool to unfold data distributions, *Nucl. Instrum. Methods Phys. Res., Sect. A* **555**, 356 (2005).

R. Aaij,³² C. Abellán Beteta,⁵⁰ T. Ackernley,⁶⁰ B. Adeva,⁴⁶ M. Adinolfi,⁵⁴ H. Afsharnia,⁹ C. A. Aidala,⁸⁶ S. Aiola,²⁵ Z. Ajaltouni,⁹ S. Akar,⁶⁵ J. Albrecht,¹⁵ F. Alessio,⁴⁸ M. Alexander,⁵⁹ A. Alfonso Alberio,⁴⁵ Z. Aliouche,⁶² G. Alkhazov,³⁸ P. Alvarez Cartelle,⁵⁵ S. Amato,² Y. Amhis,¹¹ L. An,⁴⁸ L. Anderlini,²² A. Andreianov,³⁸ M. Andreotti,²¹ F. Archilli,¹⁷ A. Artamonov,⁴⁴ M. Artuso,⁶⁸ K. Arzymatov,⁴² E. Aslanides,¹⁰ M. Atzeni,⁵⁰ B. Audurier,¹² S. Bachmann,¹⁷ M. Bachmayer,⁴⁹ J. J. Back,⁵⁶ P. Baladron Rodriguez,⁴⁶ V. Balagura,¹² W. Baldini,²¹ J. Baptista Leite,¹ R. J. Barlow,⁶² S. Barsuk,¹¹ W. Barter,⁶¹ M. Bartolini,^{24,a} F. Baryshnikov,⁸³ J. M. Basels,¹⁴ G. Bassi,²⁹ B. Batsukh,⁶⁸ A. Battig,¹⁵ A. Bay,⁴⁹ M. Becker,¹⁵ F. Bedeschi,²⁹ I. Bediaga,¹ A. Beiter,⁶⁸ V. Belavin,⁴² S. Belin,²⁷ V. Bellec,⁴⁹ K. Belous,⁴⁴ I. Belov,⁴⁰ I. Belyaev,⁴¹ G. Bencivenni,²³ E. Ben-Haim,¹³ A. Berezhnoy,⁴⁰ R. Bernet,⁵⁰ D. Berninghoff,¹⁷ H. C. Bernstein,⁶⁸ C. Bertella,⁴⁸ A. Bertolin,²⁸ C. Betancourt,⁵⁰ F. Betti,⁴⁸ I. A. Bezshyiko,⁵⁰ S. Bhasin,⁵⁴ J. Bhom,³⁵ L. Bian,⁷³ M. S. Bieker,¹⁵

S. Bifani,⁵³ P. Billoir,¹³ M. Birch,⁶¹ F. C. R. Bishop,⁵⁵ A. Bitadze,⁶² A. Bizzeti,^{22,b} M. Bjørn,⁶³ M. P. Blago,⁴⁸ T. Blake,⁵⁶ F. Blanc,⁴⁹ S. Blusk,⁶⁸ D. Bobulska,⁵⁹ J. A. Boelhaue,¹⁵ O. Boente Garcia,⁴⁶ T. Boettcher,⁶⁵ A. Boldyrev,⁸² A. Bondar,⁴³ N. Bondar,^{38,48} S. Borghi,⁶² M. Borisyak,⁴² M. Borsato,¹⁷ J. T. Borsuk,³⁵ S. A. Bouchiba,⁴⁹ T. J. V. Bowcock,⁶⁰ A. Boyer,⁴⁸ C. Bozzi,²¹ M. J. Bradley,⁶¹ S. Braun,⁶⁶ A. Brea Rodriguez,⁴⁶ M. Brodski,⁴⁸ J. Brodzicka,³⁵ A. Brossa Gonzalo,⁵⁶ D. Brundu,^{27,48} A. Buonaura,⁵⁰ C. Burr,⁴⁸ A. Bursche,⁷² A. Butkevich,³⁹ J. S. Butter,³² J. Buytaert,⁴⁸ W. Byczynski,⁴⁸ S. Cadeddu,²⁷ H. Cai,⁷³ R. Calabrese,^{21,c} L. Calefice,^{15,13} L. Calero Diaz,²³ S. Cali,²³ R. Calladine,⁵³ M. Calvi,^{26,d} M. Calvo Gomez,⁸⁵ P. Camargo Magalhaes,⁵⁴ A. Camboni,^{45,85} P. Campana,²³ A. F. Campoverde Quezada,⁶ S. Capelli,^{26,d} L. Capriotti,^{20,e} A. Carbone,^{20,e} G. Carboni,³¹ R. Cardinale,^{24,a} A. Cardini,²⁷ I. Carli,⁴ P. Carniti,^{26,d} L. Carus,¹⁴ K. Carvalho Akiba,³² A. Casais Vidal,⁴⁶ G. Casse,⁶⁰ M. Cattaneo,⁴⁸ G. Cavallero,⁴⁸ S. Celani,⁴⁹ J. Cerasoli,¹⁰ A. J. Chadwick,⁶⁰ M. G. Chapman,⁵⁴ M. Charles,¹³ Ph. Charpentier,⁴⁸ G. Chatzikonstantinidis,⁵³ C. A. Chavez Barajas,⁶⁰ M. Chefdeville,⁸ C. Chen,³ S. Chen,⁴ A. Chernov,³⁵ V. Chobanova,⁴⁶ S. Cholak,⁴⁹ M. Chrzaszcz,³⁵ A. Chubykin,³⁸ V. Chulikov,³⁸ P. Ciambrone,²³ M. F. Cicala,⁵⁶ X. Cid Vidal,⁴⁶ G. Ciezarek,⁴⁸ P. E. L. Clarke,⁵⁸ M. Clemencic,⁴⁸ H. V. Cliff,⁵⁵ J. Closier,⁴⁸ J. L. Cobbledick,⁶² V. Coco,⁴⁸ J. A. B. Coelho,¹¹ J. Cogan,¹⁰ E. Cogneras,⁹ L. Cojocariu,³⁷ P. Collins,⁴⁸ T. Colombo,⁴⁸ L. Congedo,^{19,f} A. Contu,²⁷ N. Cooke,⁵³ G. Coombs,⁵⁹ G. Corti,⁴⁸ C. M. Costa Sobral,⁵⁶ B. Couturier,⁴⁸ D. C. Craik,⁶⁴ J. Crkovská,⁶⁷ M. Cruz Torres,¹ R. Currie,⁵⁸ C. L. Da Silva,⁶⁷ S. Dadabaev,⁸³ E. Dall’Occo,¹⁵ J. Dalseno,⁴⁶ C. D’Ambrosio,⁴⁸ A. Danilina,⁴¹ P. d’Argent,⁴⁸ A. Davis,⁶² O. De Aguiar Francisco,⁶² K. De Bruyn,⁷⁹ S. De Capua,⁶² M. De Cian,⁴⁹ J. M. De Miranda,¹ L. De Paula,² M. De Serio,^{19,f} D. De Simone,⁵⁰ P. De Simone,²³ F. De Vellis,¹⁵ J. A. de Vries,⁸⁰ C. T. Dean,⁶⁷ D. Decamp,⁸ L. Del Buono,¹³ B. Delaney,⁵⁵ H.-P. Dembinski,¹⁵ A. Dendek,³⁴ V. Denysenko,⁵⁰ D. Derkach,⁸² O. Deschamps,⁹ F. Desse,¹¹ F. Dettori,^{27,g} B. Dey,⁷⁷ A. Di Cicco,²³ P. Di Nezza,²³ S. Didenko,⁸³ L. Dieste Maronas,⁴⁶ H. Dijkstra,⁴⁸ V. Dobishuk,⁵² A. M. Donohoe,¹⁸ F. Dordei,²⁷ A. C. dos Reis,¹ L. Douglas,⁵⁹ A. Dovbnya,⁵¹ A. G. Downes,⁸ K. Dreimanis,⁶⁰ M. W. Dudek,³⁵ L. Dufour,⁴⁸ V. Duk,⁷⁸ P. Durante,⁴⁸ J. M. Durham,⁶⁷ D. Dutta,⁶² A. Dziurda,³⁵ A. Dzyuba,³⁸ S. Easo,⁵⁷ U. Egede,⁶⁹ V. Egorychev,⁴¹ S. Eidelman,^{43,h} S. Eisenhardt,⁵⁸ S. Ek-In,⁴⁹ L. Eklund,^{59,i} S. Ely,⁶⁸ A. Ene,³⁷ E. Epple,⁶⁷ S. Escher,¹⁴ J. Eschle,⁵⁰ S. Esen,¹³ T. Evans,⁴⁸ A. Falabella,²⁰ J. Fan,³ Y. Fan,⁶ B. Fang,⁷³ S. Farry,⁶⁰ D. Fazzini,^{26,d} M. Féo,⁴⁸ A. Fernandez Prieto,⁴⁶ A. D. Fernez,⁶⁶ F. Ferrari,^{20,e} L. Ferreira Lopes,⁴⁹ F. Ferreira Rodrigues,² S. Ferreres Sole,³² M. Ferrillo,⁵⁰ M. Ferro-Luzzi,⁴⁸ S. Filippov,³⁹ R. A. Fini,¹⁹ M. Fiorini,^{21,c} M. Firlej,³⁴ K. M. Fischer,⁶³ D. S. Fitzgerald,⁸⁶ C. Fitzpatrick,⁶² T. Fiutowski,³⁴ F. Fleuret,¹² M. Fontana,¹³ F. Fontanelli,^{24,a} R. Forty,⁴⁸ V. Franco Lima,⁶⁰ M. Franco Sevilla,⁶⁶ M. Frank,⁴⁸ E. Franzoso,²¹ G. Frau,¹⁷ C. Frei,⁴⁸ D. A. Friday,⁵⁹ J. Fu,²⁵ Q. Fuehring,¹⁵ W. Funk,⁴⁸ E. Gabriel,³² T. Gaintseva,⁴² A. Gallas Torreira,⁴⁶ D. Galli,^{20,e} S. Gambetta,^{58,48} Y. Gan,³ M. Gandelman,² P. Gandini,²⁵ Y. Gao,⁵ M. Garau,²⁷ L. M. Garcia Martin,⁵⁶ P. Garcia Moreno,⁴⁵ J. García Pardiñas,^{26,d} B. Garcia Plana,⁴⁶ F. A. Garcia Rosales,¹² L. Garrido,⁴⁵ C. Gaspar,⁴⁸ R. E. Geertsema,³² D. Gerick,¹⁷ L. L. Gerken,¹⁵ E. Gersabeck,⁶² M. Gersabeck,⁶² T. Gershon,⁵⁶ D. Gerstel,¹⁰ Ph. Ghez,⁸ V. Gibson,⁵⁵ H. K. Gienza,³⁶ M. Giovannetti,^{23,j} A. Gioventù,⁴⁶ P. Gironella Gironell,⁴⁵ L. Giubega,³⁷ C. Giugliano,^{21,48,c} K. Gizdov,⁵⁸ E. L. Gkougkousis,⁴⁸ V. V. Gligorov,¹³ C. Göbel,⁷⁰ E. Golobardes,⁸⁵ D. Golubkov,⁴¹ A. Golutvin,^{61,83} A. Gomes,^{1,k} S. Gomez Fernandez,⁴⁵ F. Goncalves Abrantes,⁶³ M. Goncerz,³⁵ G. Gong,³ P. Gorbounov,⁴¹ I. V. Gorelov,⁴⁰ C. Gotti,²⁶ E. Govorkova,⁴⁸ J. P. Grabowski,¹⁷ T. Grammatico,¹³ L. A. Granado Cardoso,⁴⁸ E. Graugés,⁴⁵ E. Graverini,⁴⁹ G. Graziani,²² A. Grecu,³⁷ L. M. Greeven,³² P. Griffith,^{21,c} L. Grillo,⁶² S. Gromov,⁸³ B. R. Gruberg Cazon,⁶³ C. Gu,³ M. Guarise,²¹ P. A. Günther,¹⁷ E. Gushchin,³⁹ A. Guth,¹⁴ Y. Guz,⁴⁴ T. Gys,⁴⁸ T. Hadavizadeh,⁶⁹ G. Haefeli,⁴⁹ C. Haen,⁴⁸ J. Haimberger,⁴⁸ T. Halewood-leagas,⁶⁰ P. M. Hamilton,⁶⁶ J. P. Hammerich,⁶⁰ Q. Han,⁷ X. Han,¹⁷ T. H. Hancock,⁶³ S. Hansmann-Menzemer,¹⁷ N. Harnew,⁶³ T. Harrison,⁶⁰ C. Hasse,⁴⁸ M. Hatch,⁴⁸ J. He,⁶¹ M. Hecker,⁶¹ K. Heijhoff,³² K. Heinicke,¹⁵ A. M. Hennequin,⁴⁸ K. Hennessy,⁶⁰ L. Henry,⁴⁸ J. Heuel,¹⁴ A. Hicheur,² D. Hill,⁴⁹ M. Hilton,⁶² S. E. Hollitt,¹⁵ J. Hu,¹⁷ J. Hu,⁷² W. Hu,⁷ X. Hu,³ W. Huang,⁶ X. Huang,⁷³ W. Hulsbergen,³² R. J. Hunter,⁵⁶ M. Hushchyn,⁸² D. Hutchcroft,⁶⁰ D. Hynds,³² P. Ibis,¹⁵ M. Idzik,³⁴ D. Ilin,³⁸ P. Ilten,⁶⁵ A. Inglessi,³⁸ A. Ishteev,⁸³ K. Ivshin,³⁸ R. Jacobsson,⁴⁸ S. Jakobsen,⁴⁸ E. Jans,³² B. K. Jashal,⁴⁷ A. Jawahery,⁶⁶ V. Jevtic,¹⁵ F. Jiang,³ M. John,⁶³ D. Johnson,⁴⁸ C. R. Jones,⁵⁵ T. P. Jones,⁵⁶ B. Jost,⁴⁸ N. Jurik,⁴⁸ S. Kandybei,⁵¹ Y. Kang,³ M. Karacson,⁴⁸ M. Karpov,⁸² F. Keizer,⁴⁸ M. Kenzie,⁵⁶ T. Ketel,³³ B. Khanji,¹⁵ A. Kharisova,⁸⁴ S. Kholodenko,⁴⁴ T. Kirn,¹⁴ V. S. Kirsebom,⁴⁹ O. Kitouni,⁶⁴ S. Klaver,³² K. Klimaszewski,³⁶ S. Kolliiev,⁵² A. Kondybayeva,⁸³ A. Konoplyannikov,⁴¹ P. Kopciwicz,³⁴ R. Kopečna,¹⁷ P. Koppenburg,³² M. Korolev,⁴⁰ I. Kostiuk,^{32,52} O. Kot,⁵² S. Kotriakhova,^{21,38} P. Kravchenko,³⁸ L. Kravchuk,³⁹ R. D. Krawczyk,⁴⁸ M. Kreps,⁵⁶ F. Kress,⁶¹ S. Kretzschmar,¹⁴ P. Krokovny,^{43,h} W. Krupa,³⁴ W. Krzemien,³⁶ W. Kucewicz,^{35,m} M. Kucharczyk,³⁵ V. Kudryavtsev,^{43,h} H. S. Kuindersma,^{32,33} G. J. Kunde,⁶⁷ T. Kvaratskheliya,⁴¹ D. Lacarrere,⁴⁸ G. Lafferty,⁶² A. Lai,²⁷ A. Lampis,²⁷

D. Lancierini,⁵⁰ J. J. Lane,⁶² R. Lane,⁵⁴ G. Lanfranchi,^{23,48} C. Langenbruch,¹⁴ J. Langer,¹⁵ O. Lantwin,⁵⁰ T. Latham,⁵⁶ F. Lazzari,^{29,n} R. Le Gac,¹⁰ S. H. Lee,⁸⁶ R. Lefèvre,⁹ A. Leflat,⁴⁰ S. Legotin,⁸³ O. Leroy,¹⁰ T. Lesiak,³⁵ B. Leverington,¹⁷ H. Li,⁷² L. Li,⁶³ P. Li,¹⁷ S. Li,⁷ Y. Li,⁴ Y. Li,⁴ Z. Li,⁶⁸ X. Liang,⁶⁸ T. Lin,⁶¹ R. Lindner,⁴⁸ V. Lisovskyi,¹⁵ R. Litvinov,²⁷ G. Liu,⁷² H. Liu,⁶ S. Liu,⁴ A. Loi,²⁷ J. Lomba Castro,⁴⁶ I. Longstaff,⁵⁹ J. H. Lopes,² G. H. Lovell,⁵⁵ Y. Lu,⁴ D. Lucchesi,^{28,o} S. Luchuk,³⁹ M. Lucio Martinez,³² V. Lukashenko,^{32,52} Y. Luo,³ A. Lupato,⁶² E. Luppi,^{21,c} O. Lupton,⁵⁶ A. Lusiani,^{29,p} X. Lyu,⁶ L. Ma,⁴ R. Ma,⁶ S. Maccolini,^{20,e} F. Machefert,¹¹ F. Maciuc,³⁷ V. Macko,⁴⁹ P. Mackowiak,¹⁵ S. Maddrell-Mander,⁵⁴ O. Madejczyk,³⁴ L. R. Madhan Mohan,⁵⁴ O. Maev,³⁸ A. Maevskiy,⁸² D. Maisuzenko,³⁸ M. W. Majewski,³⁴ J. J. Malczewski,³⁵ S. Malde,⁶³ B. Malecki,⁴⁸ A. Malinin,⁸¹ T. Maltsev,^{43,h} H. Malygina,¹⁷ G. Manca,^{27,g} G. Mancinelli,¹⁰ D. Manuzzi,^{20,e} D. Marangotto,^{25,q} J. Maratas,^{9,r} J. F. Marchand,⁸ U. Marconi,²⁰ S. Mariani,^{22,s} C. Marin Benito,⁴⁸ M. Marinangeli,⁴⁹ J. Marks,¹⁷ A. M. Marshall,⁵⁴ P. J. Marshall,⁶⁰ G. Martellotti,³⁰ L. Martinazzoli,^{48,d} M. Martinelli,^{26,d} D. Martinez Santos,⁴⁶ F. Martinez Vidal,⁴⁷ A. Massafferri,¹ M. Materok,¹⁴ R. Matev,⁴⁸ A. Mathad,⁵⁰ Z. Mathe,⁴⁸ V. Matiunin,⁴¹ C. Matteuzzi,²⁶ K. R. Mattioli,⁸⁶ A. Mauri,³² E. Maurice,¹² J. Mauricio,⁴⁵ M. Mazurek,⁴⁸ M. McCann,⁶¹ L. McConnell,¹⁸ T. H. Mcgrath,⁶² A. McNab,⁶² R. McNulty,¹⁸ J. V. Mead,⁶⁰ B. Meadows,⁶⁵ G. Meier,¹⁵ N. Meinert,⁷⁶ D. Melnychuk,³⁶ S. Meloni,^{26,d} M. Merk,^{32,80} A. Merli,²⁵ L. Meyer Garcia,² M. Mikhasenko,⁴⁸ D. A. Milanese,⁷⁴ E. Millard,⁵⁶ M. Milovanovic,⁴⁸ M.-N. Minard,⁸ A. Minotti,²¹ L. Minzoni,^{21,c} S. E. Mitchell,⁵⁸ B. Mitreska,⁶² D. S. Mitzel,⁴⁸ A. Mödden,¹⁵ R. A. Mohammed,⁶³ R. D. Moise,⁶¹ T. Mombächer,⁴⁶ I. A. Monroy,⁷⁴ S. Monteil,⁹ M. Morandin,²⁸ G. Morello,²³ M. J. Morello,^{29,p} J. Moron,³⁴ A. B. Morris,⁷⁵ A. G. Morris,⁵⁶ R. Mountain,⁶⁸ H. Mu,³ F. Muheim,^{58,48} M. Mulder,⁴⁸ D. Müller,⁴⁸ K. Müller,⁵⁰ C. H. Murphy,⁶³ D. Murray,⁶² P. Muzzetto,^{27,48} P. Naik,⁵⁴ T. Nakada,⁴⁹ R. Nandakumar,⁵⁷ T. Nanut,⁴⁹ I. Nasteva,² M. Needham,⁵⁸ I. Neri,²¹ N. Neri,^{25,q} S. Neubert,⁷⁵ N. Neufeld,⁴⁸ R. Newcombe,⁶¹ T. D. Nguyen,⁴⁹ C. Nguyen-Mau,^{49,t} E. M. Niel,¹¹ S. Nieswand,¹⁴ N. Nikitin,⁴⁰ N. S. Nolte,⁶⁴ C. Normand,⁸ C. Nunez,⁸⁶ A. Oblakowska-Mucha,³⁴ V. Obraztsov,⁴⁴ D. P. O'Hanlon,⁵⁴ R. Oldeman,^{27,g} M. E. Olivares,⁶⁸ C. J. G. Onderwater,⁷⁹ A. Ossowska,³⁵ J. M. Otorola Goicochea,² T. Ovsianikova,⁴¹ P. Owen,⁵⁰ A. Oyanguren,⁴⁷ B. Pagare,⁵⁶ P. R. Pais,⁴⁸ T. Pajero,⁶³ A. Palano,¹⁹ M. Palutan,²³ Y. Pan,⁶² G. Panshin,⁸⁴ A. Papanestis,⁵⁷ M. Pappagallo,^{19,f} L. L. Pappalardo,^{21,c} C. Pappenheimer,⁶⁵ W. Parker,⁶⁶ C. Parkes,⁶² C. J. Parkinson,⁴⁶ B. Passalacqua,²¹ G. Passaleva,²² A. Pastore,¹⁹ M. Patel,⁶¹ C. Patrignani,^{20,e} C. J. Pawley,⁸⁰ A. Pearce,⁴⁸ A. Pellegrino,³² M. Pepe Altarelli,⁴⁸ S. Perazzini,²⁰ D. Pereima,⁴¹ P. Perret,⁹ M. Petric,^{59,48} K. Petridis,⁵⁴ A. Petrolini,^{24,a} A. Petrov,⁸¹ S. Petrucci,⁵⁸ M. Petruzzo,²⁵ T. T. H. Pham,⁶⁸ A. Philippov,⁴² L. Pica,^{29,p} M. Piccini,⁷⁸ B. Pietrzyk,⁸ G. Pietrzyk,⁴⁹ M. Pili,⁶³ D. Pinci,³⁰ F. Pisani,⁴⁸ Resmi P. K.,¹⁰ V. Placinta,³⁷ J. Plews,⁵³ M. Plo Casaus,⁴⁶ F. Polci,¹³ M. Poli Lener,²³ M. Poliakov,⁶⁸ A. Poluektov,¹⁰ N. Polukhina,^{83,u} I. Polyakov,⁶⁸ E. Polycarpo,² G. J. Pomery,⁵⁴ S. Ponce,⁴⁸ D. Popov,^{6,48} S. Popov,⁴² S. Poslavskii,⁴⁴ K. Prasanth,³⁵ L. Promberger,⁴⁸ C. Prouve,⁴⁶ V. Pugatch,⁵² H. Pullen,⁶³ G. Punzi,^{29,v} H. Qi,³ W. Qian,⁶ J. Qin,⁶ N. Qin,³ R. Quagliani,¹³ B. Quintana,⁸ N. V. Raab,¹⁸ R. I. Rabadan Trejo,¹⁰ B. Rachwal,³⁴ J. H. Rademacker,⁵⁴ M. Rama,²⁹ M. Ramos Pernas,⁵⁶ M. S. Rangel,² F. Ratnikov,^{42,82} G. Raven,³³ M. Reboud,⁸ F. Redi,⁴⁹ F. Reiss,⁶² C. Remon Alepuz,⁴⁷ Z. Ren,³ V. Renaudin,⁶³ R. Ribatti,²⁹ S. Ricciardi,⁵⁷ K. Rinnert,⁶⁰ P. Robbe,¹¹ G. Robertson,⁵⁸ A. B. Rodrigues,⁴⁹ E. Rodrigues,⁶⁰ J. A. Rodriguez Lopez,⁷⁴ A. Rollings,⁶³ P. Roloff,⁴⁸ V. Romanovskiy,⁴⁴ M. Romero Lamas,⁴⁶ A. Romero Vidal,⁴⁶ J. D. Roth,⁸⁶ M. Rotondo,²³ M. S. Rudolph,⁶⁸ T. Ruf,⁴⁸ J. Ruiz Vidal,⁴⁷ A. Ryzhikov,⁸² J. Ryzka,³⁴ J. J. Saborido Silva,⁴⁶ N. Sagidova,³⁸ N. Sahoo,⁵⁶ B. Saitta,^{27,g} M. Salomoni,⁴⁸ C. Sanchez Gras,³² R. Santacesaria,³⁰ C. Santamarina Rios,⁴⁶ M. Santimaria,²³ E. Santovetti,^{31,j} D. Saranin,⁸³ G. Sarpis,¹⁴ M. Sarpis,⁷⁵ A. Sarti,³⁰ C. Satriano,^{30,w} A. Satta,³¹ M. Saur,¹⁵ D. Savrina,^{41,40} H. Sazak,⁹ L. G. Scantlebury Smead,⁶³ A. Scarabotto,¹³ S. Schael,¹⁴ M. Schellenberg,¹⁵ M. Schiller,⁵⁹ H. Schindler,⁴⁸ M. Schmelling,¹⁶ B. Schmidt,⁴⁸ O. Schneider,⁴⁹ A. Schopper,⁴⁸ M. Schubiger,³² S. Schulte,⁴⁹ M. H. Schune,¹¹ R. Schwemmer,⁴⁸ B. Sciascia,²³ S. Sellam,⁴⁶ A. Semennikov,⁴¹ M. Senghi Soares,³³ A. Sergi,^{24,a} N. Serra,⁵⁰ L. Sestini,²⁸ A. Seuthe,¹⁵ P. Seyfert,⁴⁸ Y. Shang,⁵ D. M. Shangase,⁸⁶ M. Shapkin,⁴⁴ I. Shchemerov,⁸³ L. Shchutska,⁴⁹ T. Shears,⁶⁰ L. Shekhtman,^{43,h} Z. Shen,⁵ V. Shevchenko,⁸¹ E. B. Shields,^{26,d} E. Shmanin,⁸³ J. D. Shupperd,⁶⁸ B. G. Siddi,²¹ R. Silva Coutinho,⁵⁰ G. Simi,²⁸ S. Simone,^{19,f} N. Skidmore,⁶² T. Skwarnicki,⁶⁸ M. W. Slater,⁵³ I. Slazyk,^{21,c} J. C. Smallwood,⁶³ J. G. Smeaton,⁵⁵ A. Smetkina,⁴¹ E. Smith,⁵⁰ M. Smith,⁶¹ A. Snoch,³² M. Soares,²⁰ L. Soares Lavra,⁹ M. D. Sokoloff,⁶⁵ F. J. P. Soler,⁵⁹ A. Solovov,³⁸ I. Solovyevev,³⁸ F. L. Souza De Almeida,² B. Souza De Paula,² B. Spaan,¹⁵ E. Spadaro Norella,^{25,q} P. Spradlin,⁵⁹ F. Stagni,⁴⁸ M. Stahl,⁶⁵ S. Stahl,⁴⁸ P. Stefko,⁴⁹ O. Steinkamp,^{50,83} O. Stenyakin,⁴⁴ H. Stevens,¹⁵ S. Stone,⁶⁸ M. E. Stramaglia,⁴⁹ M. Straticiu,³⁷ D. Strelakina,⁸³ F. Suljik,⁶³ J. Sun,²⁷ L. Sun,⁷³ Y. Sun,⁶⁶ P. Svihra,⁶² P. N. Swallow,⁵³ K. Swientek,³⁴ A. Szabelski,³⁶ T. Szumlak,³⁴ M. Szymanski,⁴⁸ S. Taneja,⁶² A. Terentev,⁸³ F. Teubert,⁴⁸ E. Thomas,⁴⁸ K. A. Thomson,⁶⁰ V. Tisserand,⁹ S. T'Jampens,⁸ M. Tobin,⁴ L. Tomassetti,^{21,c} D. Torres Machado,¹ D. Y. Tou,¹³

M. T. Tran,⁴⁹ E. Trifonova,⁸³ C. Trippel,⁴⁹ G. Tuci,^{29,v} A. Tully,⁴⁹ N. Tuning,^{32,48} A. Ukleja,³⁶ D. J. Unverzagt,¹⁷ E. Ursov,⁸³ A. Usachov,³² A. Ustyuzhanin,^{42,82} U. Uwer,¹⁷ A. Vagner,⁸⁴ V. Vagnoni,²⁰ A. Valassi,⁴⁸ G. Valenti,²⁰ N. Valls Canudas,⁸⁵ M. van Beuzekom,³² M. Van Dijk,⁴⁹ E. van Herwijnen,⁸³ C. B. Van Hulse,¹⁸ M. van Veghel,⁷⁹ R. Vazquez Gomez,⁴⁵ P. Vazquez Regueiro,⁴⁶ C. Vázquez Sierra,⁴⁸ S. Vecchi,²¹ J. J. Velthuis,⁵⁴ M. Veltri,^{22,x} A. Venkateswaran,⁶⁸ M. Veronesi,³² M. Vesterinen,⁵⁶ D. Vieira,⁶⁵ M. Vieites Diaz,⁴⁹ H. Viemann,⁷⁶ X. Vilasis-Cardona,⁸⁵ E. Vilella Figueras,⁶⁰ A. Villa,²⁰ P. Vincent,¹³ D. Vom Bruch,¹⁰ A. Vorobyev,³⁸ V. Vorobyev,^{43,h} N. Voropaev,³⁸ K. Vos,⁸⁰ R. Waldi,¹⁷ J. Walsh,²⁹ C. Wang,¹⁷ J. Wang,⁵ J. Wang,⁴ J. Wang,³ J. Wang,⁷³ M. Wang,³ R. Wang,⁵⁴ Y. Wang,⁷ Z. Wang,⁵⁰ Z. Wang,³ H. M. Wark,⁶⁰ N. K. Watson,⁵³ S. G. Weber,¹³ D. Websdale,⁶¹ C. Weisser,⁶⁴ B. D. C. Westhenry,⁵⁴ D. J. White,⁶² M. Whitehead,⁵⁴ D. Wiedner,¹⁵ G. Wilkinson,⁶³ M. Wilkinson,⁶⁸ I. Williams,⁵⁵ M. Williams,⁶⁴ M. R. J. Williams,⁵⁸ F. F. Wilson,⁵⁷ W. Wislicki,³⁶ M. Witek,³⁵ L. Witola,¹⁷ G. Wormser,¹¹ S. A. Wotton,⁵⁵ H. Wu,⁶⁸ K. Wyllie,⁴⁸ Z. Xiang,⁶ D. Xiao,⁷ Y. Xie,⁷ A. Xu,⁵ J. Xu,⁶ L. Xu,³ M. Xu,⁷ Q. Xu,⁶ Z. Xu,⁵ Z. Xu,⁶ D. Yang,³ S. Yang,⁶ Y. Yang,⁶ Z. Yang,³ Z. Yang,⁶⁶ Y. Yao,⁶⁸ L. E. Yeomans,⁶⁰ H. Yin,⁷ J. Yu,⁷¹ X. Yuan,⁶⁸ O. Yushchenko,⁴⁴ E. Zaffaroni,⁴⁹ M. Zavertyaev,^{16,u} M. Zdybal,³⁵ O. Zenaiev,⁴⁸ M. Zeng,³ D. Zhang,⁷ L. Zhang,³ S. Zhang,⁵ Y. Zhang,⁵ Y. Zhang,⁶³ A. Zharkova,⁸³ A. Zhelezov,¹⁷ Y. Zheng,⁶ X. Zhou,⁶ Y. Zhou,⁶ X. Zhu,³ Z. Zhu,⁶ V. Zhukov,^{14,40} J. B. Zonneveld,⁵⁸ Q. Zou,⁴ S. Zucchelli,^{20,e} D. Zuliani,²⁸ and G. Zunica⁶²

(LHCb Collaboration)

¹Centro Brasileiro de Pesquisas Físicas (CBPF), Rio de Janeiro, Brazil

²Universidade Federal do Rio de Janeiro (UFRJ), Rio de Janeiro, Brazil

³Center for High Energy Physics, Tsinghua University, Beijing, China

⁴Institute Of High Energy Physics (IHEP), Beijing, China

⁵School of Physics State Key Laboratory of Nuclear Physics and Technology, Peking University, Beijing, China

⁶University of Chinese Academy of Sciences, Beijing, China

⁷Institute of Particle Physics, Central China Normal University, Wuhan, Hubei, China

⁸Univ. Savoie Mont Blanc, CNRS, IN2P3-LAPP, Annecy, France

⁹Université Clermont Auvergne, CNRS/IN2P3, LPC, Clermont-Ferrand, France

¹⁰Aix Marseille Univ, CNRS/IN2P3, CPPM, Marseille, France

¹¹Université Paris-Saclay, CNRS/IN2P3, IJCLab, Orsay, France

¹²Laboratoire Leprince-Ringuet, CNRS/IN2P3, Ecole Polytechnique, Institut Polytechnique de Paris, Palaiseau, France

¹³LPNHE, Sorbonne Université, Paris Diderot Sorbonne Paris Cité, CNRS/IN2P3, Paris, France

¹⁴I. Physikalisches Institut, RWTH Aachen University, Aachen, Germany

¹⁵Fakultät Physik, Technische Universität Dortmund, Dortmund, Germany

¹⁶Max-Planck-Institut für Kernphysik (MPIK), Heidelberg, Germany

¹⁷Physikalisches Institut, Ruprecht-Karls-Universität Heidelberg, Heidelberg, Germany

¹⁸School of Physics, University College Dublin, Dublin, Ireland

¹⁹INFN Sezione di Bari, Bari, Italy

²⁰INFN Sezione di Bologna, Bologna, Italy

²¹INFN Sezione di Ferrara, Ferrara, Italy

²²INFN Sezione di Firenze, Firenze, Italy

²³INFN Laboratori Nazionali di Frascati, Frascati, Italy

²⁴INFN Sezione di Genova, Genova, Italy

²⁵INFN Sezione di Milano, Milano, Italy

²⁶INFN Sezione di Milano-Bicocca, Milano, Italy

²⁷INFN Sezione di Cagliari, Monserrato, Italy

²⁸Università degli Studi di Padova, Università e INFN, Padova, Padova, Italy

²⁹INFN Sezione di Pisa, Pisa, Italy

³⁰INFN Sezione di Roma La Sapienza, Roma, Italy

³¹INFN Sezione di Roma Tor Vergata, Roma, Italy

³²Nikhef National Institute for Subatomic Physics, Amsterdam, Netherlands

³³Nikhef National Institute for Subatomic Physics and VU University Amsterdam, Amsterdam, Netherlands

³⁴AGH—University of Science and Technology, Faculty of Physics and Applied Computer Science, Kraków, Poland

³⁵Henryk Niewodniczanski Institute of Nuclear Physics Polish Academy of Sciences, Kraków, Poland

³⁶National Center for Nuclear Research (NCBJ), Warsaw, Poland

³⁷Horia Hulubei National Institute of Physics and Nuclear Engineering, Bucharest-Magurele, Romania

- ³⁸*Petersburg Nuclear Physics Institute NRC Kurchatov Institute (PNPI NRC KI), Gatchina, Russia*
- ³⁹*Institute for Nuclear Research of the Russian Academy of Sciences (INR RAS), Moscow, Russia*
- ⁴⁰*Institute of Nuclear Physics, Moscow State University (SINP MSU), Moscow, Russia*
- ⁴¹*Institute of Theoretical and Experimental Physics NRC Kurchatov Institute (ITEP NRC KI), Moscow, Russia*
- ⁴²*Yandex School of Data Analysis, Moscow, Russia*
- ⁴³*Budker Institute of Nuclear Physics (SB RAS), Novosibirsk, Russia*
- ⁴⁴*Institute for High Energy Physics NRC Kurchatov Institute (IHEP NRC KI), Protvino, Russia, Protvino, Russia*
- ⁴⁵*ICCUB, Universitat de Barcelona, Barcelona, Spain*
- ⁴⁶*Instituto Galego de Física de Altas Enerxías (IGFAE), Universidade de Santiago de Compostela, Santiago de Compostela, Spain*
- ⁴⁷*Instituto de Física Corpuscular, Centro Mixto Universidad de Valencia—CSIC, Valencia, Spain*
- ⁴⁸*European Organization for Nuclear Research (CERN), Geneva, Switzerland*
- ⁴⁹*Institute of Physics, Ecole Polytechnique Fédérale de Lausanne (EPFL), Lausanne, Switzerland*
- ⁵⁰*Physik-Institut, Universität Zürich, Zürich, Switzerland*
- ⁵¹*NSC Kharkiv Institute of Physics and Technology (NSC KIPT), Kharkiv, Ukraine*
- ⁵²*Institute for Nuclear Research of the National Academy of Sciences (KINR), Kyiv, Ukraine*
- ⁵³*University of Birmingham, Birmingham, United Kingdom*
- ⁵⁴*H.H. Wills Physics Laboratory, University of Bristol, Bristol, United Kingdom*
- ⁵⁵*Cavendish Laboratory, University of Cambridge, Cambridge, United Kingdom*
- ⁵⁶*Department of Physics, University of Warwick, Coventry, United Kingdom*
- ⁵⁷*STFC Rutherford Appleton Laboratory, Didcot, United Kingdom*
- ⁵⁸*School of Physics and Astronomy, University of Edinburgh, Edinburgh, United Kingdom*
- ⁵⁹*School of Physics and Astronomy, University of Glasgow, Glasgow, United Kingdom*
- ⁶⁰*Oliver Lodge Laboratory, University of Liverpool, Liverpool, United Kingdom*
- ⁶¹*Imperial College London, London, United Kingdom*
- ⁶²*Department of Physics and Astronomy, University of Manchester, Manchester, United Kingdom*
- ⁶³*Department of Physics, University of Oxford, Oxford, United Kingdom*
- ⁶⁴*Massachusetts Institute of Technology, Cambridge, Massachusetts, USA*
- ⁶⁵*University of Cincinnati, Cincinnati, Ohio, USA*
- ⁶⁶*University of Maryland, College Park, Maryland, USA*
- ⁶⁷*Los Alamos National Laboratory (LANL), Los Alamos, New Mexico, USA*
- ⁶⁸*Syracuse University, Syracuse, New York, USA*
- ⁶⁹*School of Physics and Astronomy, Monash University, Melbourne, Australia (associated with Department of Physics, University of Warwick, Coventry, United Kingdom)*
- ⁷⁰*Pontifícia Universidade Católica do Rio de Janeiro (PUC-Rio), Rio de Janeiro, Brazil [associated with Universidade Federal do Rio de Janeiro (UFRJ), Rio de Janeiro, Brazil]*
- ⁷¹*Physics and Micro Electronic College, Hunan University, Changsha City, China (associated with Institute of Particle Physics, Central China Normal University, Wuhan, Hubei, China)*
- ⁷²*Guangdong Provincial Key Laboratory of Nuclear Science, Guangdong-Hong Kong Joint Laboratory of Quantum Matter, Institute of Quantum Matter, South China Normal University, Guangzhou, China (associated with Center for High Energy Physics, Tsinghua University, Beijing, China)*
- ⁷³*School of Physics and Technology, Wuhan University, Wuhan, China (associated with Center for High Energy Physics, Tsinghua University, Beijing, China)*
- ⁷⁴*Departamento de Física, Universidad Nacional de Colombia, Bogota, Colombia (associated with LPNHE, Sorbonne Université, Paris Diderot Sorbonne Paris Cité, CNRS/IN2P3, Paris, France)*
- ⁷⁵*Universität Bonn—Helmholtz-Institut für Strahlen und Kernphysik, Bonn, Germany (associated with Physikalisches Institut, Ruprecht-Karls-Universität Heidelberg, Heidelberg, Germany)*
- ⁷⁶*Institut für Physik, Universität Rostock, Rostock, Germany (associated with Physikalisches Institut, Ruprecht-Karls-Universität Heidelberg, Heidelberg, Germany)*
- ⁷⁷*Eotvos Lorand University, Budapest, Hungary [associated with European Organization for Nuclear Research (CERN), Geneva, Switzerland]*
- ⁷⁸*INFN Sezione di Perugia, Perugia, Italy (associated with INFN Sezione di Ferrara, Ferrara, Italy)*
- ⁷⁹*Van Swinderen Institute, University of Groningen, Groningen, Netherlands (associated with Nikhef National Institute for Subatomic Physics, Amsterdam, Netherlands)*
- ⁸⁰*Universiteit Maastricht, Maastricht, Netherlands (associated with Nikhef National Institute for Subatomic Physics, Amsterdam, Netherlands)*
- ⁸¹*National Research Centre Kurchatov Institute, Moscow, Russia [associated with Institute of Theoretical and Experimental Physics NRC Kurchatov Institute (ITEP NRC KI), Moscow, Russia]*
- ⁸²*National Research University Higher School of Economics, Moscow, Russia (associated with Yandex School of Data Analysis, Moscow, Russia)*

⁸³National University of Science and Technology “MISIS”, Moscow, Russia

[associated with Institute of Theoretical and Experimental Physics NRC Kurchatov Institute (ITEP NRC KI), Moscow, Russia]

⁸⁴National Research Tomsk Polytechnic University, Tomsk, Russia

[associated with Institute of Theoretical and Experimental Physics NRC Kurchatov Institute (ITEP NRC KI), Moscow, Russia]

⁸⁵DS4DS, La Salle, Universitat Ramon Llull, Barcelona, Spain (associated with ICCUB, Universitat de Barcelona, Barcelona, Spain)

⁸⁶University of Michigan, Ann Arbor, Michigan, USA (associated with Syracuse University, Syracuse, New York, USA)

^aAlso at Università di Genova, Genova, Italy.

^bAlso at Università di Modena e Reggio Emilia, Modena, Italy.

^cAlso at Università di Ferrara, Ferrara, Italy.

^dAlso at Università di Milano Bicocca, Milano, Italy.

^eAlso at Università di Bologna, Bologna, Italy.

^fAlso at Università di Bari, Bari, Italy.

^gAlso at Università di Cagliari, Cagliari, Italy.

^hAlso at Novosibirsk State University, Novosibirsk, Russia.

ⁱAlso at Department of Physics and Astronomy, Uppsala University, Uppsala, Sweden.

^jAlso at Università di Roma Tor Vergata, Roma, Italy.

^kAlso at Universidade Federal do Triângulo Mineiro (UFTM), Uberaba-MG, Brazil.

^lAlso at Hangzhou Institute for Advanced Study, UCAS, Hangzhou, China.

^mAlso at AGH—University of Science and Technology, Faculty of Computer Science, Electronics and Telecommunications, Kraków, Poland.

ⁿAlso at Università di Siena, Siena, Italy.

^oAlso at Università di Padova, Padova, Italy.

^pAlso at Scuola Normale Superiore, Pisa, Italy.

^qAlso at Università degli Studi di Milano, Milano, Italy.

^rAlso at MSU—Iligan Institute of Technology (MSU-IIT), Iligan, Philippines.

^sAlso at Università di Firenze, Firenze, Italy.

^tAlso at Hanoi University of Science, Hanoi, Vietnam.

^uAlso at P.N. Lebedev Physical Institute, Russian Academy of Science (LPI RAS), Moscow, Russia.

^vAlso at Università di Pisa, Pisa, Italy.

^wAlso at Università della Basilicata, Potenza, Italy.

^xAlso at Università di Urbino, Urbino, Italy.